SIEMENS

Data sheet 3KC6432-2TA20-0TA3

SENTRON, ATE, transfer switching equipment 3KC, automatically, ATSE, 4- pole, Iu: 125 A, Ue AC: 415 V, Ie at AC-33 B at 415 V: 125 A, Ie at AC-23 A at 690 V: 80 A, screw and standard mounting rail on 35 mm, motorized operating mechanism, at the right end, long handle, box terminal

Model	
product brand name	SENTRON
product line	ATE
product designation	3KC transfer switching equipment
design of the product	automatic
design of the actuating element	Long rotary knob
design of handle	Handle
type of the driving mechanism	motorized operating mechanism
type of the driving mechanism motor drive	Yes
General technical data	
number of poles	4
type of device	fixed mounting
mechanical service life (operating cycles) for function sequence O-I-O typical	7 000
I2t value	
● of the fuse at 415 V maximum permissible	61 300 A^2·s
● with closed switch for combination switch + fuse at 415 V maximum	61 300 A^2·s
position of the switch operating mechanism	at the right end
overvoltage category	II
degree of pollution	3
insulation voltage	
● rated value	800 V
● with degree of pollution 3 at DC rated value	800 V
Supply voltage	
supply voltage at AC	
● minimum	176 V
● maximum	288 V
Protection class	
protection class IP	IP00
protection class IP	
● with closed switch with cover or cable lug cover	IP20
● on the front	IP20
Dissipation	
power loss [W]	
● with conventional rated thermal current per device	20.8 W
Main circuit	
operating frequency rated value	
● minimum	45 Hz
● maximum	65 Hz

Subject to change without notice
© Copyright Siemens

operational current rated value	125 A
Auxiliary circuit	
number of connected NC contacts for auxiliary contacts	0
number of connected NO contacts for auxiliary contacts	0
number of connected CO contacts for auxiliary contacts	0
number of CO contacts for auxiliary contacts	6
number of NC contacts for auxiliary contacts	0
number of NO contacts for auxiliary contacts	0
suitability for use	
● main switch	Yes
● switch disconnector	Yes
● EMERGENCY OFF switch	No
● safety switch	Yes
● maintenance/repair switch	Yes
product extension auxiliary switch	Yes
product extension optional	
● motor drive	No
● voltage trigger	No
Short circuit	
short-circuit current making capacity (Icm) for switch disconnector	
● at 415 V AC without fuse link according to IEC 60947-3 rated value minimum	5.88 kA
conditional short-circuit current with line-side fuse protection	
● at 415 V by gG fuse according to IEC 60947-6-1 rated value	50 kA
● at 415 V by gG fuse rated value	50 kA
input current at digital input with signal <0> maximum	0.5 mA
number of digital inputs	3
● design of the switching input	Connected with control terminal
relay design	1 relay: 1NO, 250 V AC 2 A AC-1 or 30 V DC 2 A DC-1
pulse duration minimum	0.06 s
input delay time	0.03 s
number of monitored phases	3
Connections	
type of connectable conductor cross-sections for copper conductor	
● solid	1x(10 70 mm^2)
● stranded	1x (10 ... 70 mm^2)
type of electrical connection	
● of the inputs and outputs	Removable/insertable
● for main current circuit	box terminal
Mechanical Design	
height	245 mm
width	340 mm
depth	73.5 mm
fastening method	Screw fixing and standard rail mounting 35 mm
fastening method	
● 4-hole front mounting	No
● front mounting with central attachment	No
● rail mounting	Yes
net weight	3 542 g
Environmental conditions	
ambient temperature during operation	
● minimum	-20 °C
● maximum	70 °C
ambient temperature during storage	
● minimum	-40 °C
● maximum	70 °C
General Product Approval	**Declaration of Conformity**

Subject to change without notice
© Copyright Siemens

Confirmation Miscellaneous

Declaration of Conformity	other

Confirmation Miscellaneous

Further information

Siemens has decided to exit the Russian market (see here).
https://press.siemens.com/global/en/pressrelease/siemens-wind-down-russian-business

Siemens is working on the renewal of the current EAC certificates.
Please contact your local Siemens office on the status of validity of the EAC certification if you intend to import or offer to supply these products to an EAC relevant market (other than the sanctioned EAEU member states Russia or Belarus).

Information on the packaging
https://support.industry.siemens.com/cs/ww/en/view/109813875

Information- and Downloadcenter (Catalogs, Brochures,…)
http://www.siemens.com/lowvoltage/catalogs

Industry Mall (Online ordering system)
https://mall.industry.siemens.com/mall/en/en/Catalog/product?mlfb=3KC6432-2TA20-0TA3

Service&Support (Manuals, Certificates, Characteristics, FAQs,...)
https://support.industry.siemens.com/cs/ww/en/ps/3KC6432-2TA20-0TA3

Image database (product images, 2D dimension drawings, 3D models, device circuit diagrams, ...)
http://www.automation.siemens.com/bilddb/cax_en.aspx?mlfb=3KC6432-2TA20-0TA3

CAx-Online-Generator
http://www.siemens.com/cax

Tender specifications
http://www.siemens.com/specifications

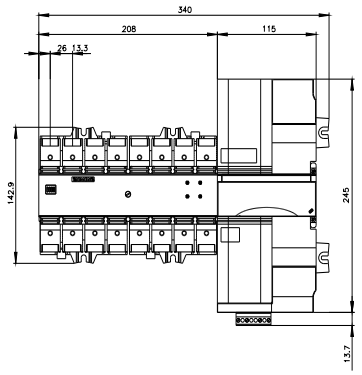

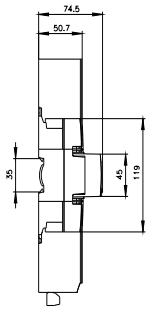

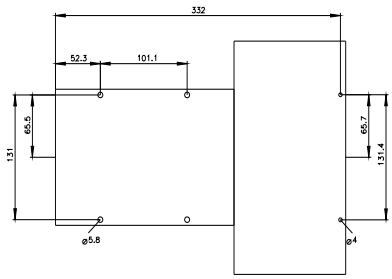

Subject to change without notice
© Copyright Siemens

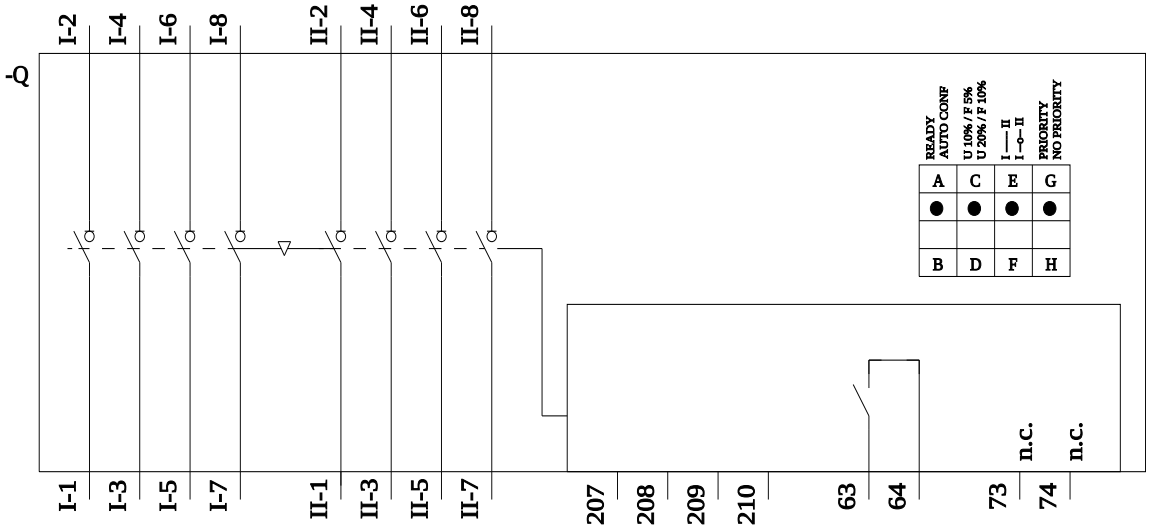

last modified: 9/7/2022

Subject to change without notice
© Copyright Siemens

Subject to change without notice
© Copyright Siemens