SIEMENS

Data sheet 3KC8454-0HA22-0GA3

SENTRON, ATE, transfer switching equipment 3KC, automatically, ATSE, 4- pole, Iu: 1600 A, Ue AC: 415 V, Ie at AC-33 B at 415 V: 1000 A, Ie at AC-23 A at 690 V: 800 A, screw mounting, motorized operating mechanism, at the right end, long handle, busbar connection



Model	
product brand name	SENTRON
product line	ATE
product designation	3KC transfer switching equipment
design of the product	automatic
display version for switch position indicator manual operation	I - O - II
design of the actuating element	Long rotary knob
design of handle	Handle
type of the driving mechanism	motorized operating mechanism
type of the driving mechanism motor drive	Yes
General technical data	
number of poles	4
type of device	fixed mounting
mechanical service life (operating cycles) for function sequence O-I-O typical	2 500
position of the switch operating mechanism	at the right end
overvoltage category	III
degree of pollution	3
insulation voltage	
● rated value	1 000 V
● with degree of pollution 3 at DC rated value	1 000 V
Supply voltage	
supply voltage at AC	
● minimum	166 V
● maximum	332 V
Protection class	
protection class IP	IP00
protection class IP	
● with closed switch with cover or cable lug cover	IP20
● on the front	IP00
Dissipation	
power loss [W]	
● with conventional rated thermal current per device	488 W
Main circuit	
operating frequency rated value	
● minimum	45 Hz
● maximum	65 Hz
operational current rated value	1 600 A
Auxiliary circuit	
number of connected NC contacts for auxiliary contacts	0

Subject to change without notice
© Copyright Siemens

number of connected NO contacts for auxiliary contacts	3
number of connected CO contacts for auxiliary contacts	0
number of CO contacts for auxiliary contacts	4
number of NC contacts for auxiliary contacts	0
number of NO contacts for auxiliary contacts	0
suitability for use	
● main switch	Yes
● switch disconnector	Yes
● EMERGENCY OFF switch	No
● safety switch	Yes
● maintenance/repair switch	Yes
product extension auxiliary switch	Yes
product extension optional	
● motor drive	No
● voltage trigger	No
Short circuit	
short-circuit current making capacity (Icm) for switch disconnector	
● at 415 V AC without fuse link according to IEC 60947-3 rated value minimum	105 kA
● at 415 V AC without fuse link according to IEC 60947-6-1 rated value minimum	67.2 kA
conditional short-circuit current with line-side fuse protection	
● at 415 V by gG fuse according to IEC 60947-6-1 rated value	100 kA
● at 415 V by gG fuse rated value	100 kA
input current at digital input with signal <0> maximum	2.1 mA
number of digital inputs	11
● design of the switching input	Connected with control terminal
relay design	2 relays: 2NO, 2A 250 VAC or 2A 24 VDC; 1 relay: 1CO, 2A 250 VAC or 2A 24 VDC
pulse duration minimum	0.06 s
input delay time	0.046 s
number of monitored phases	3
Connections	
type of connectable conductor cross-sections	
● for copper busbar	2x100x5
type of connectable conductor cross-sections for copper conductor	
● stranded with lug according to DIN 46234	4x240 mm²
type of electrical connection	
● of the inputs and outputs	Removable/insertable
● for main current circuit	busbar connection
Mechanical Design	
height	380 mm
width	716 mm
depth	439.5 mm
fastening method	screw fixing
fastening method	
● 4-hole front mounting	No
● front mounting with central attachment	No
● rail mounting	No
net weight	40 500 g
Environmental conditions	
ambient temperature during operation	
● minimum	-20 °C
● maximum	70 °C
ambient temperature during storage	
● minimum	-40 °C
● maximum	70 °C
Approvals Certificates	
General Product Approval	**Declaration of Con-**

Subject to change without notice
© Copyright Siemens

					formity
CCC	CCC	Confirmation	Miscellaneous	EAC	CE EG-Konf.

Declaration of Conformity	other		Dangerous Good
UK CA	Miscellaneous	Confirmation	Dangerous Goods Information

Further information

Siemens has decided to exit the Russian market (see here).
https://press.siemens.com/global/en/pressrelease/siemens-wind-down-russian-business

Siemens is working on the renewal of the current EAC certificates.
Please contact your local Siemens office on the status of validity of the EAC certification if you intend to import or offer to supply these products to an EAC relevant market (other than the sanctioned EAEU member states Russia or Belarus).

Information on the packaging
https://support.industry.siemens.com/cs/ww/en/view/109813875

Information- and Downloadcenter (Catalogs, Brochures,…)
http://www.siemens.com/lowvoltage/catalogs

Industry Mall (Online ordering system)
https://mall.industry.siemens.com/mall/en/en/Catalog/product?mlfb=3KC8454-0HA22-0GA3

Service&Support (Manuals, Certificates, Characteristics, FAQs,...)
https://support.industry.siemens.com/cs/ww/en/ps/3KC8454-0HA22-0GA3

Image database (product images, 2D dimension drawings, 3D models, device circuit diagrams, ...)
http://www.automation.siemens.com/bilddb/cax_en.aspx?mlfb=3KC8454-0HA22-0GA3

CAx-Online-Generator
http://www.siemens.com/cax

Tender specifications
http://www.siemens.com/specifications

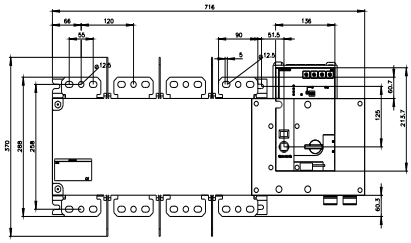

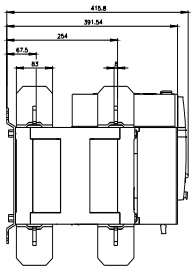

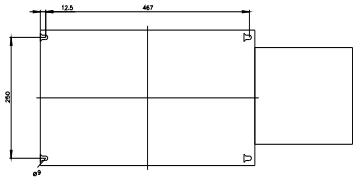

Subject to change without notice
© Copyright Siemens

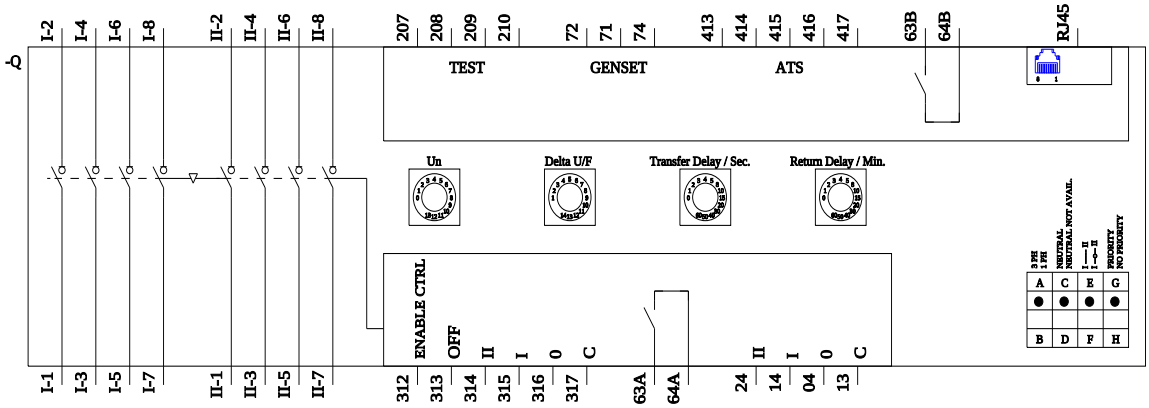

last modified: 9/7/2022

Subject to change without notice
© Copyright Siemens

Subject to change without notice
© Copyright Siemens