SIEMENS

Data sheet 3RU6116-1BB1

Overload relay 1.4...2.0 A size S00, class 10, for motor protection stand-alone installation main circuit: screw terminal AUX. circuit: screw terminal manual automatic reset

product brand name	SIRIUS
product designation	Thermal overload relay
product type designation	3RU6
General technical data	
size of contactor can be combined company-specific	S00
power loss [W] total typical	5.1 W
power loss [W] for rated value of the current at AC in hot operating state	5.7 W
● per pole	1.9 W
type of calculation of power loss depending on pole	quadratic
insulation voltage with degree of pollution 3 at AC rated value	690 V
surge voltage resistance rated value	6 kV
shock resistance according to IEC 60068-2-27	8g / 11 ms
Substance Prohibitance (Date)	05/01/2012
Ambient conditions	
installation altitude at height above sea level maximum	2 000 m
ambient temperature	
● during operation	-40 ... +70 °C
● during transport	-55 ... +80 °C
relative humidity during operation	0 ... 90 %
Main circuit	
number of poles for main current circuit	3
adjustable current response value current of the current-dependent overload release	1.4 ... 2 A
operating voltage rated value	690 V
operating frequency rated value	50 ... 60 Hz
operational current rated value	2 A
Auxiliary circuit	
operational current of auxiliary contacts at AC-15	
● at 24 V	3 A
● at 230 V	2 A
operational current of auxiliary contacts at DC-13	
● at 24 V	2 A
● at 110 V	0.22 A
Protective and monitoring functions	
trip class	CLASS 10
design of the overload release	thermal
Installation/ mounting/ dimensions	
mounting position	any
fastening method	stand-alone installation

Subject to change without notice
© Copyright Siemens

height	89 mm
width	45 mm
depth	80 mm
required spacing for grounded parts at the side	6 mm
Connections/ Terminals	
type of electrical connection	
● for main current circuit	screw-type terminals
● for auxiliary and control circuit	screw-type terminals
arrangement of electrical connectors for main current circuit	Top and bottom
type of connectable conductor cross-sections for main contacts	
● solid or stranded	2x (0,5 ... 1,5 mm²), 2x (0,75 ... 2,5 mm²), 2x 4 mm²
● finely stranded with core end processing	2x (0.5 ... 1.5 mm²), 2x (0.75 ... 2.5 mm²)
type of connectable conductor cross-sections	
● for auxiliary contacts	
— solid or stranded	2x (0.5 ... 1.5 mm²), 2x (0.75 ... 2.5 mm²)
— finely stranded with core end processing	2x (0.5 ... 1.5 mm²), 2x (0.75 ... 2.5 mm²)
● for AWG cables for auxiliary contacts	2x (20 ... 16), 2x (18 ... 14)
tightening torque for main contacts with screw-type terminals	0.8 ... 1.2 N·m
Safety related data	
protection class IP on the front according to IEC 60529	IP20
touch protection on the front according to IEC 60529	finger-safe, for vertical contact from the front
Approvals Certificates	

General Product Approval					**other**
CCC	EG-Konf.	Confirmation	UL	EAC	Confirmation

Further information

Service&Support (Manuals, Certificates, Characteristics, FAQs,...)
https://support.industry.siemens.com/cs/products?pnid=16027&lc=en-CN

Subject to change without notice
© Copyright Siemens

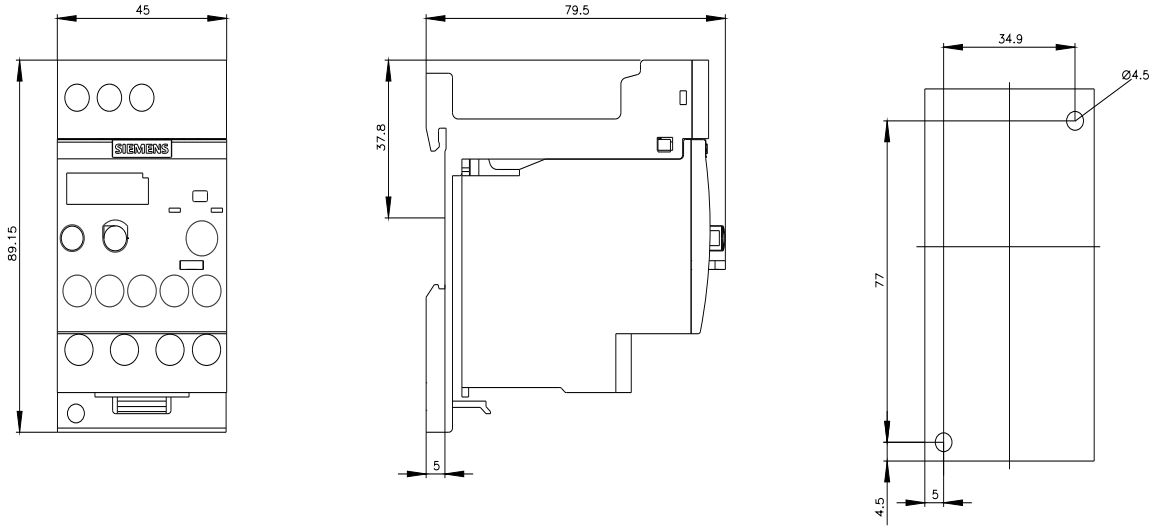

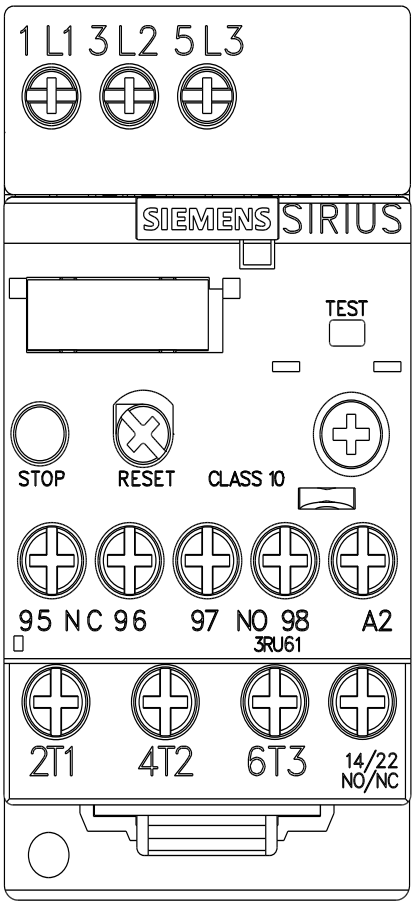

Subject to change without notice
© Copyright Siemens

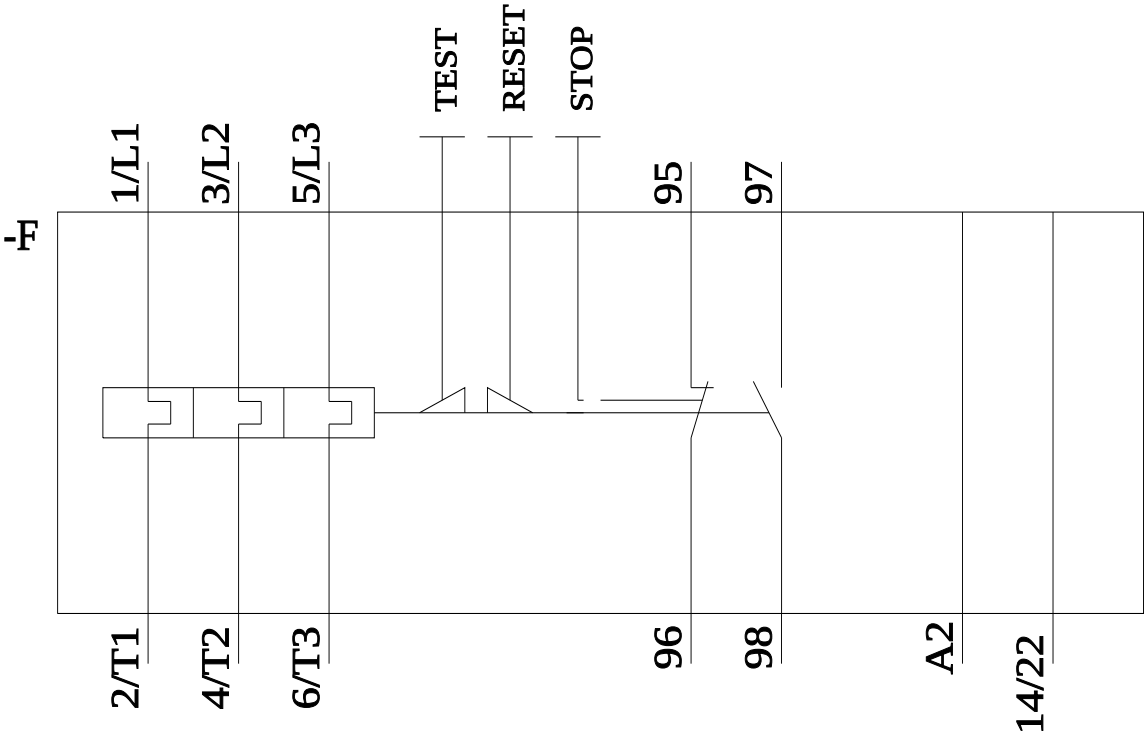

last modified: 7/20/2023

Subject to change without notice
© Copyright Siemens