NOTES:

TEMPERATURE RANGE : SEE CABLE INFORMATION ON PAGE 2

RATED VOLTAGE:
3, 4 contacts : 250V
5 contacts : 60V
8 contacts : 30V

RATED CURRENT:
3, 4, 5 contacts : 4A
8 contacts : 2A

PROTECTION CLASS: IP 67

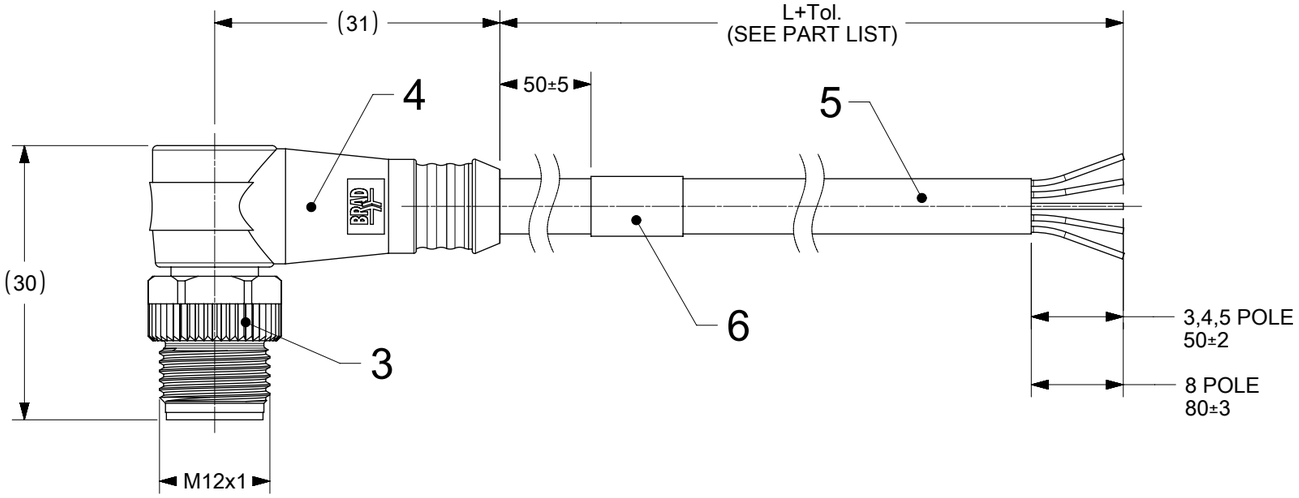

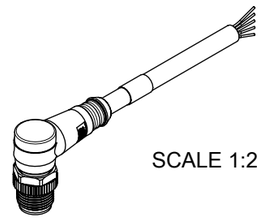

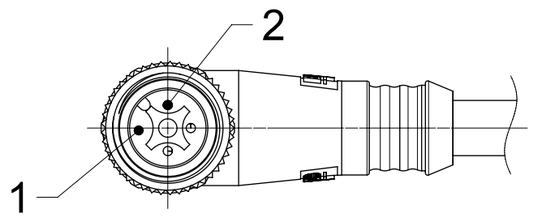

TABLE OF LENGTH TOLERANCES		
OVER	UP TO AND INCLUDING	TOLERANCE
0	1000	+40 0
1000	5000	+60 0
5000	10000	+80 0
10000	20000	+140 0
20000	30000	+160 0
30000	>	+1% OF LENGTH

MATING FACE VIEW

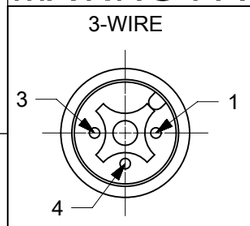

B30 CABLE

PIN	WIRE
1	BROWN
2	-
3	BLUE
4	BLACK
5	-

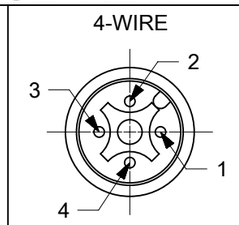

B30, B33, B55 CABLE

PIN	WIRE
1	BROWN
2	WHITE
3	BLUE
4	BLACK
5	-

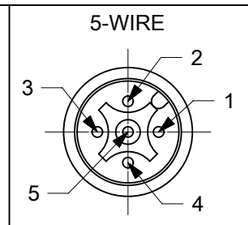

B30, B33, B55 CABLE

PIN	WIRE
1	BROWN
2	WHITE
3	BLUE
4	BLACK
5	GREY

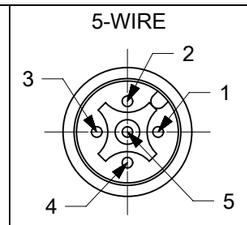

B42 CABLE

PIN	WIRE
1	BROWN
2	WHITE
3	BLUE
4	BLACK
5	GREEN/ YELLOW

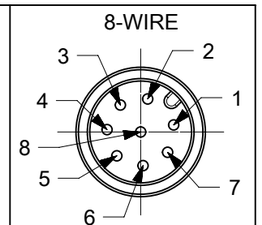

B41 CABLE

PIN	WIRE
1	WHITE
2	BROWN
3	GREEN
4	YELLOW
5	GREY
6	PINK
7	BLUE
8	RED

CODING REQUIRED TO IEC 61076-2-101

BOM

ITEM	QTY.	DESCRIPTION	MATERIAL	FINISH/COLOR
6	1	LABEL	VINYL	YELLOW
5	-	CABLE	SEE CABLE INFORMATION	-
4	-	OVERMOULD	TPU	BLACK
3	1	COUPLING NUT MALE	BRASS	Ni-PLATED
2	3/4/5/8	CONTACT MALE	BRASS	GOLD OVER Ni-PLATED
1	1	INSERT MALE	PA	BLACK

THIS DRAWING CONTAINS INFORMATION THAT IS PROPRIETARY TO MOLEX ELECTRONIC TECHNOLOGIES, LLC AND SHOULD NOT BE USED WITHOUT WRITTEN PERMISSION

FUNCTIONAL SYMBOLS: FA = 0, FC = 0, FP = 0

DIVISIONAL SYMBOLS

DIMENSION UNITS: mm | SCALE: 1.5:1

GENERAL TOLERANCES (UNLESS SPECIFIED)

ANGULAR TOL	± 1.0 °
4 PLACES	±
3 PLACES	±
2 PLACES	± 0.05
1 PLACE	± 0.3
0 PLACES	± 0.5

DRAFT WHERE APPLICABLE MUST REMAIN WITHIN DIMENSIONS

CURRENT REV DESC:

EC NO: 697196
DRWN: SSM 2021/12/07
CHK'D: RSILLER 2022/02/28
APPR: RSILLER 2022/02/28

INITIAL REVISION:
DRWN: SSM 2021/12/07
APPR: RSILLER 2022/02/28

THIRD ANGLE PROJECTION | DRAWING: A3-SIZE | SERIES: 120065

molex

CSE M12 XP AC MA RA XM
SE UNSH

PRODUCT CUSTOMER DRAWING

DOCUMENT NUMBER	DOC TYPE	DOC PART	REVISION
1200652283	PSD	000	A

MATERIAL NUMBER	CUSTOMER	SHEET NUMBER
SEE PART LIST	GENERAL MARKET	1 OF 2

DOCUMENT STATUS	P1	RELEASE DATE	2022/02/28 09:13:45

FORMAT: master-lb-prod-A3
REVISION: J1
DATE: 2021/05/01

ENGINEERING NO - NUMERICAL CODE (Available parts see PART LIST table. Other parts available upon request).

8	0	X	0	0	7	B	X	X	M	X	X	X	X
													OPTIONS

80 = M12x1
SINGLE ENDED

POLES:
3 = 3 POLES
4 = 4 POLES
5 = 5 POLES
8 = 8 POLES

HEADER:
007 = PLUG MALE 90°

CABLE TYPE:
B30 - 0.34mm², TPU BLACK
B42 - 0.34mm², TPU BLACK
B41 - 0.25mm², TPU BLACK
B33 - 0.34mm², TPU GREY

UNIT:
M = METER

LENGTH:
EXAMPLE:
010 = 1 m
050 = 5 m
100 = 10 m

Overmold color:
Blank (Standard)=Black
A=Grey / G=Black / Y=Yellow / R=Red

Coupling Nut:
Blank (Standard)=Knurled/Hex Brass, Ni Plated
5=Knurled Derlin
7=Knurled Brass Ni Plated, Teflon Coated

H= 2 pcs. of I/D Carrier PVC Transparent
(Cables B36 always with
2 pcs. I/D Carrier)

CABLE INFORMATION (for more information see Cable Data Sheet).

CABLE TYPE	NO. OF WIRES	CROSS SECTION	CABLE JACKET	UL	CSA	STATIC: TEMP. / BENDING RADIUS	DYNAMIC: TEMP. / BENDING RADIUS	DRAG CHAIN	OTHER
B30	3 / 4 / 5	0.34mm²	TPU Black	UL 21215	YES	-40°C to +90°C 5xO.D.	-25°C to +80°C 7.5xO.D.	up to 5 000 000 cycles at temp 20°C	WELD SLAG RESISTANCE
B41	8	0.25mm²	TPU Black						
B42	5	0.34mm²	TPU Black						
B33	4 / 5	0.34mm²	TPU Gray						
B55	4 / 5	0.34mm²	TPU Yellow						

PART LIST

MOLEX PN	ENGINEERING No	L [mm]
1200652283	803007B30M010	1000
1200652284	803007B30M020	2000
1200652285	803007B30M050	5000
1200652286	803007B30M100	10000
1200652287	804007B30M010	1000
1200652288	804007B30M020	2000
1200652289	804007B30M050	5000
1200652290	804007B30M100	10000
1200652291	805007B42M010	1000
1200652292	805007B42M020	2000
1200652293	805007B42M050	5000
1200652294	805007B42M100	10000
1200652314	808007B41M010	1000
1200652315	808007B41M020	2000
1200652316	808007B41M050	5000
1200652317	808007B41M100	10000
1200656402	805007B30M150	15000
1200656403	805007B30M200	20000

MOLEX PN	ENGINEERING No	L [mm]
1200656404	805007B30M300	30000
1200656405	805007B30M500	50000
1200656615	804007B33M010A	1000
1200656616	804007B33M020A	2000
1200656617	804007B33M050A	5000
1200656618	804007B33M100A	10000
1200656619	804007B33M200A	20000
1200656638	804007B55M010Y	1000
1200656639	804007B55M020Y	2000
1200656640	804007B55M050Y	5000
1200656641	804007B55M100Y	10000
1200656642	804007B55M200Y	20000
1200656683	805007B33M010A	1000
1200656684	805007B33M020A	2000
1200656685	805007B33M050A	5000
1200656686	805007B33M100A	10000
1200656687	805007B33M200A	20000
1200656688	805007B55M010Y	1000

MOLEX PN	ENGINEERING No	L [mm]
1200656689	805007B55M020Y	2000
1200656690	805007B55M050Y	5000
1200656691	805007B55M100Y	10000
1200656692	805007B55M200Y	20000
1200657162	804007B33M005A	500
1200657163	804007B33M030A	3000
1200657192	805007B33M005A	500
1200657193	805007B33M030A	3000
1200657194	805007B33M300A	30000
1200657195	805007B33M400A	40000
1200657196	805007B33M500A	50000

MOLEX PN	ENGINEERING No	L [mm]
1200659530	805007B30M010	1000
1200659531	805007B30M020	2000
1200659532	805007B30M050	5000
1200659533	805007B30M100	10000
1200659545	805007B42M200	20000
1200659586	804007B30M200	20000

DOCUMENT STATUS	P1	RELEASE DATE	2022/02/28 09:13:45

FORMAT: master-lb-prod-A3
REVISION: J1
DATE: 2021/05/01

THIS DRAWING CONTAINS INFORMATION THAT IS PROPRIETARY TO MOLEX ELECTRONIC TECHNOLOGIES, LLC AND SHOULD NOT BE USED WITHOUT WRITTEN PERMISSION

FUNCTIONAL SYMBOLS
FA = 0
FC = 0
FD = 0
DIVISIONAL SYMBOLS

DIMENSION UNITS: mm
SCALE: 1:1
GENERAL TOLERANCES (UNLESS SPECIFIED)
ANGULAR TOL ± 1.0°
4 PLACES ±
3 PLACES ±
2 PLACES ± 0.05
1 PLACE ± 0.3
0 PLACES ± 0.5
DRAFT WHERE APPLICABLE MUST REMAIN WITHIN DIMENSIONS

CURRENT REV DESC:
EC NO: 697196
DRWN: SSM 2021/12/07
CHK'D: RSILLER 2022/02/28
APPR: RSILLER 2022/02/28
INITIAL REVISION:
DRWN: SSM 2021/12/07
APPR: RSILLER 2022/02/28

molex

CSE M12 XP AC MA RA XM
SE UNSH

PRODUCT CUSTOMER DRAWING

DOCUMENT NUMBER	DOC TYPE	DOC PART	REVISION
1200652283	PSD	000	A

THIRD ANGLE PROJECTION	DRAWING	SERIES	MATERIAL NUMBER	CUSTOMER	SHEET NUMBER
	A3-SIZE	120065	SEE PART LIST	GENERAL MARKET	2 OF 2