

Inductive sensor

NEB12-18GM50-E2-V1

- Increased operating distance
- 12 mm quasi flush

Dimensions

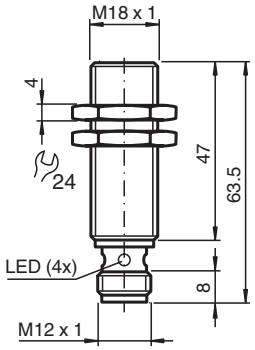

Technical Data

General specifications		
Switching function		Normally open (NO)
Output type		PNP
Rated operating distance	s_n	12 mm
Installation		quasi flush
Output polarity		DC
Assured operating distance	s_a	0 ... 9.72 mm
Actuating element		mild steel, e. g. 1.0037, SR235JR (formerly St37-2) 36 mm x 36 mm x 1 mm
Reduction factor r_{Al}		0.26
Reduction factor r_{Cu}		0.2
Reduction factor r_{304}		0.63
Reduction factor r_{Brass}		0.33
Output type		3-wire
Nominal ratings		
Installation conditions		
A		in steel 1.0037 (St37): 4 mm

Release date: 2022-06-30 Date of issue: 2022-06-30 Filename: 231731_eng.pdf

Technical Data

B		14 mm
C		36 mm
F		36 mm
Operating voltage	U_B	10 ... 30 V
Switching frequency	f	0 ... 500 Hz
Hysteresis	H	0.12 ... 1.8 mm
Reverse polarity protection		yes
Short-circuit protection		pulsing
Overload resistance		yes
Wire breakage protection		yes
Inductive overvoltage protection		yes
Surge suppression		yes
Ripple		10 %
Voltage drop	U_d	≤ 2 V
Repeat accuracy	R	0.6 mm
Operating current	I_L	0 ... 200 mA
Off-state current	I_r	≤ 10 µA
No-load supply current	I_0	≤ 11 mA
Time delay before availability	t_v	≤ 50 ms
Switching state indicator		LED, yellow
Functional safety related parameters		
$MTTF_d$		2650 a
Mission Time (T_M)		20 a
Diagnostic Coverage (DC)		0 %
Compliance with standards and directives		
Standard conformity		
Standards		EN 60947-5-2:2007 IEC 60947-5-2:2007
Approvals and certificates		
EAC conformity		TR CU 020/2011
UL approval		cULus Listed, General Purpose
CCC approval		CCC approval / marking not required for products rated ≤36 V
Ambient conditions		
Ambient temperature		-25 ... 85 °C (-13 ... 185 °F)
Storage temperature		-40 ... 85 °C (-40 ... 185 °F)
Mechanical specifications		
Connection type		Connector plug M12 x 1 , 3-pin
Housing material		brass, nickel-plated
Sensing face		PBT
Degree of protection		IP67
Mass		50 g

Connection

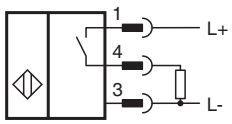

Release date: 2022-06-30 Date of issue: 2022-06-30 Filename: 231731_eng.pdf

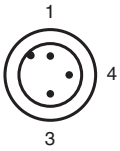

Wire colors in accordance with EN 60947-5-2

1	BN	(brown)
3	BU	(blue)
4	BK	(black)

Installation

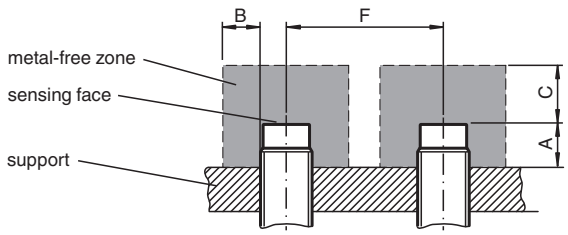

Accessories

	**BF 18**	Mounting flange, 18 mm
	**V1-G-2M-PUR**	Female cordset single-ended M12 straight A-coded, 4-pin, PUR cable grey
	**V1-W-2M-PUR**	Female cordset single-ended M12 angled A-coded, 4-pin, PUR cable grey

Release date: 2022-06-30 Date of issue: 2022-06-30 Filename: 231731_eng.pdf