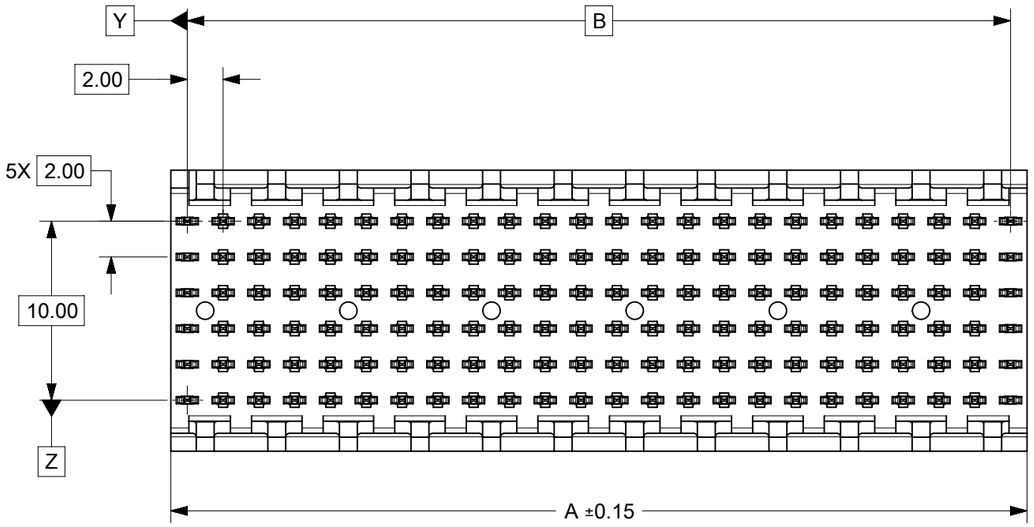

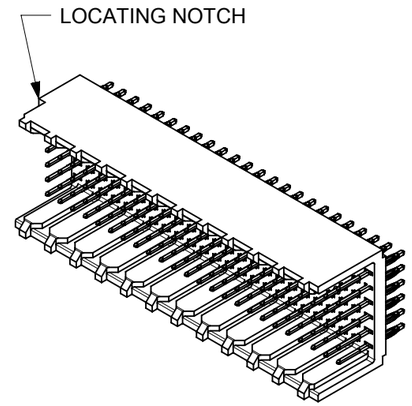

NOTES:
1.MATERIALS : HOUSING - LIQUID CRYSTAL POLYMER (LCP)
GLASS-FILLED, UL 94V-0, COLOR: BLACK
TERMINAL - PHOSPHOR BRONZE.
2.FINISH: SELECTIVE GOLD (Au) IN CONTACT AREA, 0.76 MCROMETERS MINIMUM THICKNESS,
NICKEL (Ni) AND GOLD FLASH OVERALL.
SELECTIVE GOLD (Au) IN CONTACT AREA, 0.76 MICROMETERS MINIMUM THICKNESS,
SELECTIVE MATTE TIN (Sn) ON IN TAIL AREA.
NICKEL (Ni) OVERALL.
3.THIS PART CONFORMS TO MOLEX PRODUCT SPECIFICATION PS-73670-9999.
4.FOR MIXED CONTACT MATING LENGTHS, CONSULT FACTORY FOR AVAILABILITY.
5.DIMENSIONS ARE IN MILLIMETERS.
6.PACKAGE PER PK-70873-0818.
7.PARTS MARKED WITH PART NUMBER AND DATE CODE ON EITHER SIDE,
APPROXIMATLELY WHERE SHOWN.
8. POSITION TOLERANCE ARE INSPECTED BY GAUGE 737270006 OR 737270011.

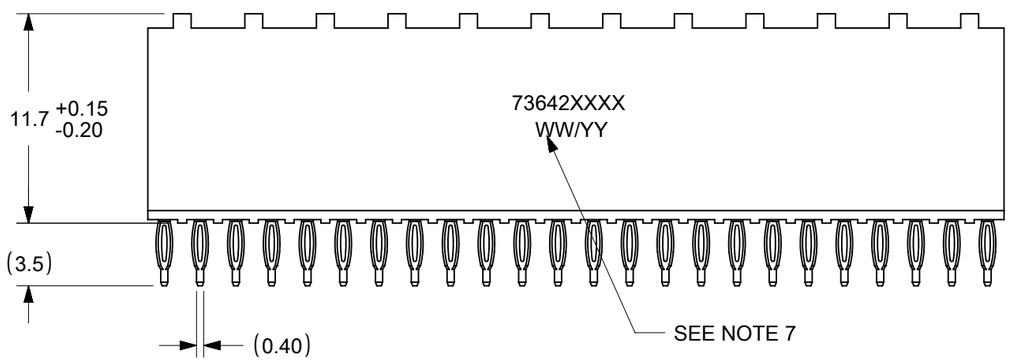

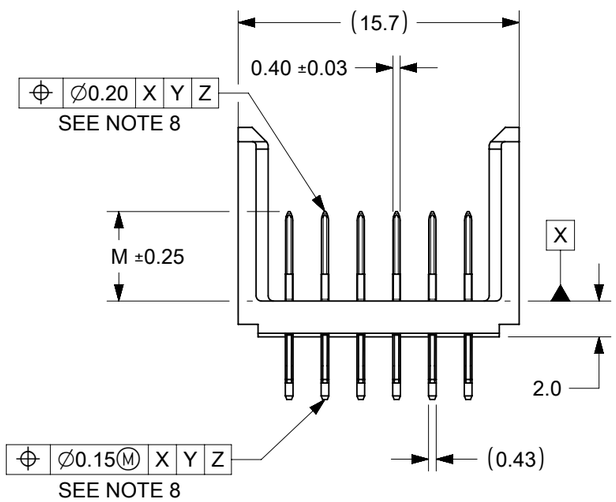

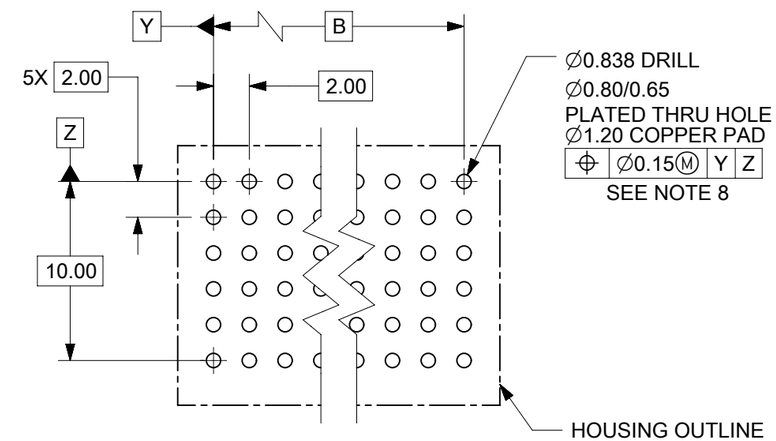

PCB LAYOUT : COMPONENT SIDE
RECOMMENDED PCB THICKNESS: 2.50 MIN.

MATERIAL NUMBER	NUMBER OF SIGNAL CONTACTS	PLATING	DIM "A"	DIM "B"	DIM "M"
736420000	72	SELECTIVE GOLD/GOLD FLASH	23.84	22.00	5.00
736420100	72	SELECTIVE GOLD/GOLD FLASH	23.84	22.00	5.50
736420200	72	SELECTIVE GOLD/GOLD FLASH	23.84	22.00	6.00
736421000	144	SELECTIVE GOLD/GOLD FLASH	47.84	46.00	5.00
736421100	144	SELECTIVE GOLD/GOLD FLASH	47.84	46.00	5.50
736421200	144	SELECTIVE GOLD/GOLD FLASH	47.84	46.00	6.00
736422000	72	SELECTIVE GOLD/MATTE TIN	23.84	22.00	5.00
736422100	72	SELECTIVE GOLD/MATTE TIN	23.84	22.00	5.50
736422200	72	SELECTIVE GOLD/MATTE TIN	23.84	22.00	6.00
736423000	144	SELECTIVE GOLD/MATTE TIN	47.84	46.00	5.00
736423100	144	SELECTIVE GOLD/MATTE TIN	47.84	46.00	5.50
736423200	144	SELECTIVE GOLD/MATTE TIN	47.84	46.00	6.00

THIS DRAWING CONTAINS INFORMATION THAT IS PROPRIETARY TO MOLEX ELECTRONIC TECHNOLOGIES, LLC AND SHOULD NOT BE USED WITHOUT WRITTEN PERMISSION

FUNCTIONAL SYMBOLS: FA = 0, FC = 0, FP = 0
DIVISIONAL SYMBOLS

DIMENSION UNITS: mm
SCALE: 3:1
GENERAL TOLERANCES (UNLESS SPECIFIED)
ANGULAR TOL ± 0.5 °
4 PLACES ±
3 PLACES ±
2 PLACES ± 0.05
1 PLACE ± 0.1
0 PLACES ±
DRAFT WHERE APPLICABLE MUST REMAIN WITHIN DIMENSIONS

CURRENT REV DESC: SEE REVISION TABLE ON SHEET 3
EC NO: 704400
DRWN: VARUNH 2021/10/25
CHK'D: ABELD2 2022/04/25
APPR: ABELD2 2022/04/26
INITIAL REVISION:
DRWN: RFC_PLMIMP 2018/11/28
APPR: SREED 2003/05/15

molex

SALES ASSEMBLY
HDM BACKPLANE MODULE OPEN END OPTION

PRODUCT CUSTOMER DRAWING

DOCUMENT NUMBER	DOC TYPE	DOC PART	REVISION
SDA-73642-XXXX	PSD	001	K

THIRD ANGLE PROJECTION	DRAWING	SERIES	MATERIAL NUMBER	CUSTOMER	SHEET NUMBER
	B-SIZE	73642	SEE CHART	GENERAL MARKET	1 OF 2

DOCUMENT STATUS	P1	RELEASE DATE	2022/04/26 07:32:45

FORMAT: master-lb-p
REVISION: J1
DATE: 2021/05/01

DATE	REVERSION	DESCRIPTION
2021/11/12	K	1. DRAWING MIGRATION. 2. PART NUMBER CHART MOVED TO SHEET 1 FROM SHEET 2, TO AVOID EXTRA SHEETS. 3. SHEET 1: E09:DIMENSION 0.92 REMOVED BECAUSE DIM 'A' AND DIM 'B' ARE WITH SAME CENTER LINE, SO DIM 0.92 IS NOT REQUIRED. 4. SHEET 1: D05: DIM 0.42 CHANGED TO 0.40±0.03MM, TO FOLLOW ACTUAL COMPONENT DIMENSION. 0.39 5. SHEET 1: D08: TOLERANCE OF DIM 'A' CHANGED TO ±0.15 FROM ±0.10, TO FOLLOW ACTUAL COMPONENT DIMENSION. 6. SHEET 1:C04: DIM 2.00 CHANGED TO DIM 2.0 TO INCREASE THE TOLERANCE TO FOLLOW ACTUAL COMPONENT DIMENSION. 7. SHEET 1: E04: ADDED NOTE 8 FOR POSITION TOLERANCE MEASUREMENT. 8. SHEET 1: C04, D03,E10,F08 : REMOVED BRACKET FROM THE BASIC DIMENSION [10.00], [B], [10.00], [B] RESPECTIVELY FOR TP CONTROL 9. SHEET 1: D06, B06, C01 : ADDED "SEE NOTE 8" FOR TP CONTROL 10. SHEET 1: REMOVED "-" AND "*" SYMBOLS FROM ALL THE PART NUMBER AND MATERIAL NUMBER, TO MAINTAIN NEW STANDARD.

THIS DRAWING CONTAINS INFORMATION THAT IS PROPRIETARY TO MOLEX ELECTRONIC TECHNOLOGIES, LLC AND SHOULD NOT BE USED WITHOUT WRITTEN PERMISSION

FUNCTIONAL SYMBOLS: A = 0, C = 0, B = 0

DIVISIONAL SYMBOLS

DIMENSION UNITS	SCALE
mm	1:1

GENERAL TOLERANCES (UNLESS SPECIFIED)

ANGULAR TOL	± 0.5 °
4 PLACES	±
3 PLACES	±
2 PLACES	± 0.05
1 PLACE	± 0.1
0 PLACES	±

DRAFT WHERE APPLICABLE MUST REMAIN WITHIN DIMENSIONS

CURRENT REV DESC: SEE REVISION TABLE ON SHEET 3

EC NO: 704400
DRWN: VARUNH 2021/10/25
CHK'D: ABELD2 2022/04/25
APPR: ABELD2 2022/04/26

INITIAL REVISION:
DRWN: RFC_PLMIMP 2018/11/28
APPR: SREED 2003/05/15

THIRD ANGLE PROJECTION | DRAWING: B-SIZE | SERIES: 73642

molex

SALES ASSEMBLY
HDM BACKPLANE MODULE OPEN END OPTION

PRODUCT CUSTOMER DRAWING

DOCUMENT NUMBER	DOC TYPE	DOC PART	REVISION
SDA-73642-XXXX	PSD	001	K

MATERIAL NUMBER	CUSTOMER	SHEET NUMBER
SEE CHART	GENERAL MARKET	2 OF 2

DOCUMENT STATUS	P1	RELEASE DATE	2022/04/26 07:32:45

FORMAT: master-B-size
REVISION: J1
DATE: 2021/05/01

MATERIAL NUMBER	NUMBER OF SIGNAL CONTACTS	PLATING	DIM "A"	DIM "B"	DIM "M"
73642-0000	72	SELECTIVE GOLD/GOLD FLASH	23.84	22.00	5.00
73642-0100	72	SELECTIVE GOLD/GOLD FLASH	23.84	22.00	5.50
73642-0200	72	SELECTIVE GOLD/GOLD FLASH	23.84	22.00	6.00
73642-1000	144	SELECTIVE GOLD/GOLD FLASH	47.84	46.00	5.00
73642-1100	144	SELECTIVE GOLD/GOLD FLASH	47.84	46.00	5.50
73642-1200	144	SELECTIVE GOLD/GOLD FLASH	47.84	46.00	6.00
73642-2000	72	SELECTIVE GOLD/SELECTIVE TIN-LEAD	23.84	22.00	5.00
73642-2100	72	SELECTIVE GOLD/SELECTIVE TIN-LEAD	23.84	22.00	5.50
73642-2200	72	SELECTIVE GOLD/SELECTIVE TIN-LEAD	23.84	22.00	6.00
73642-3000	144	SELECTIVE GOLD/SELECTIVE TIN-LEAD	47.84	46.00	5.00
73642-3100	144	SELECTIVE GOLD/SELECTIVE TIN-LEAD	47.84	46.00	5.50
73642-3200	144	SELECTIVE GOLD/SELECTIVE TIN-LEAD	47.84	46.00	6.00

LTR.	REVISIONS	LTR.	REVISIONS
		C	SEE SHEET 1

DIMENSIONS SHOWN (METRIC) INCH

UNLESS OTHERWISE SPECIFIED TOLERANCES: ANGULAR ± 1/2°

	INCH	METRIC
3 PLACE	± N/A	---
2 PLACE	± N/A	± 0.05
1 PLACE	---	± 0.10

DRAFT WHERE APPLICABLE MUST REMAIN WITHIN DIMENSIONS

DRWG. BY JRR | CHK'D. BY SMR
APP'D. BY CAB | SCALE NO:NE

C = 0 ▼ = 0 REVISE ONLY ON CAD SYSTEM

TITLE
SALES ASSY, HDM BACKPLANE MODULE, OPEN END OPTION

MOLEX INCORPORATED
LISLE, ILL. 60532 U.S.A.

SHEET NO. 2
DATE 97/12/15

PART NO. SEE CHART
DRWG. NO. SDA-73642-****

FILE NAME S73642X2 DGN

THIS DRAWING CONTAINS INFORMATION THAT IS PROPRIETARY TO MOLEX INC. AND SHOULD NOT BE NOT BE USED WITHOUT WRITTEN PERMISSION.

DIV. DA
SIZE B