ANATECH ELECTRONICS INC
RF & Microwave Filters & Products

INMARSAT Ceramic BPF

Part Number: AM1555B539

ISO 9001 REGISTERED FIRM

Electrical specifications

Center Frequency: 1555 MHz
Bandwidth: 60 MHz
Input / Output Impedance: 50 Ohms
Passband: 1525-1585 MHz
Passband Insertion Loss: 1525-1585 MHz 1.5 dB
Passband Ripple: 1.0 dB max
Passband Return Loss: 1525-1585 MHz 12.0 dB
Rejection: 1460 MHz 25.0 dB
Rejection 2: 1210 MHz 55.0 dB
Rejection 3: 1626.5 MHz 20.0 dB
Rejection 4: 1710 MHz 40.0 dB
Power Handling: 1 Watt

Mechanical

Mounting Method: SMT
Dimensions: 33.58 x 7.85 x 6.68 mm

Environmental

Operating Temperature: -40°C to +85°C
Storage Temperature: -50°C to +90°C

This product is RoHs compliant.



Mechanical Drawing

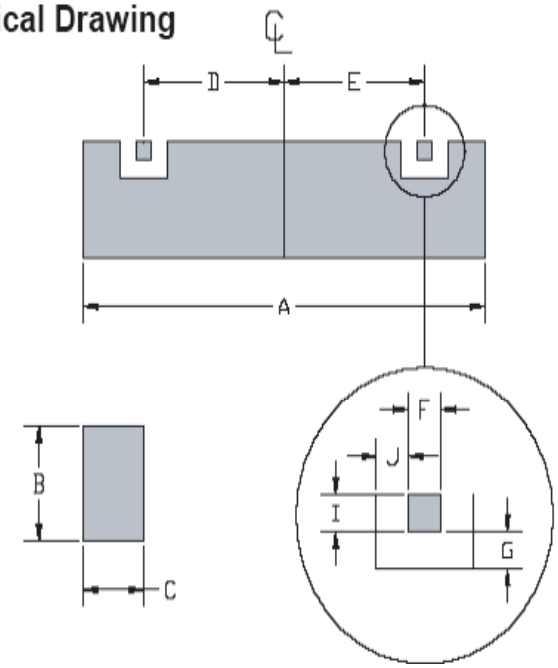

Dim	Nominal (mm)	Tolerance (mm) +/- or max
A	33.580	max
B	6.68	max
C	7.850	max
D	10.808	0.127
E	10.808	0.127
F	2.616	0.127
G	0.635	0.127
I	2.032	0.127
J	0.635	0.127

70 Outwater Lane Phone: (973) 772-4242
Garfield, NJ 07026 Fax : (973) 772-4646

Email: sales@anatechelectronics.com
Web: www.anatechelectronics.com

ANATECH ELECTRONICS INC
RF & Microwave Filters & Products

INMARSAT Ceramic BPF

Part Number: AM1555B539

ISO 9001
REGISTERED FIRM

Response Plot:

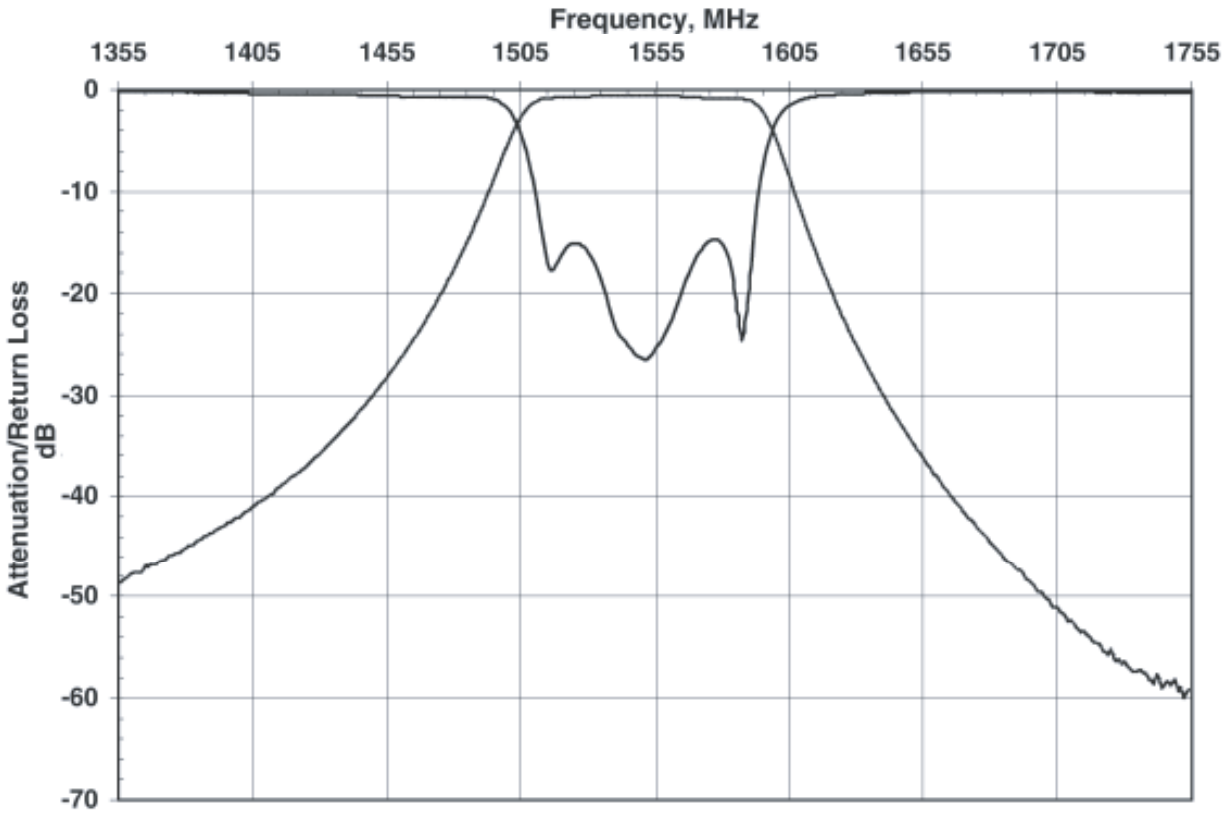

70 Outwater Lane Phone: (973) 772-4242
Garfield, NJ 07026 Fax : (973) 772-4646

Email: sales@anatechelectronics.com
Web: www.anatechelectronics.com