Pulse a YAGEO company

CHILISIN ELECTRONICS CORP.

Power Inductor APMV Series

Automotive
AEC-Q200

RoHS Compliant
Halogen Free
REACH Compliant



Power Circuit | Shield | Assembly | Ferrite

Part Numbering

A	PMV	00	100612	1R0	M	0E
Grade	Series Name	Control Code	Dimensions Code (mm)	Inductance (uH)	Tolerance	Internal Code
			100612 10x6x12	R10 0.1	K ±10%	
			110812 10.7x7.5x12	R18 0.18	L ±15%	
				R32 0.32	M ±20%	

Please be sure to request approval specifications that provide further details of the products. Kindly note that the content of these specifications are subject to change or may be discontinued without prior notice. This product may not be designed/used in medical or high risk applications without Chilisin approval. Please contact our sales department before ordering.

Pulse a YAGEO company

CHILISIN ELECTRONICS CORP.

Power Inductor APMV Series

Automotive
AEC-Q200

APMV00100612 Type

■ Dimensions

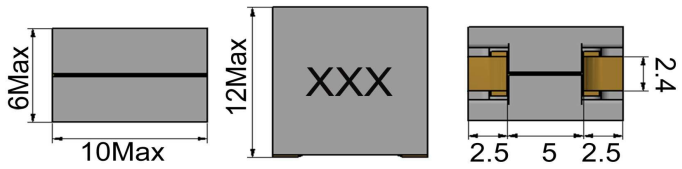

unit:mm

■ Recommended Land Pattern

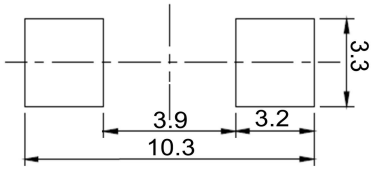

unit:mm

■ Electrical Characteristics

Part No.	Inductance (uH)	Test Freq.	RDC (mΩ)	(A)Typ Isat 1	Isat 2	Isat 3	Isat 4	Irms (A)Typ	Tolerance (±%)	Marking
APMV00100612R10□0E	0.10	100kHz,1V	0.125±10%	125	105	96	88	77	10,15,20	R10
APMV00100612R12□0E	0.12	100kHz,1V	0.125±10%	105	93	88	81	77	10,15,20	R12
APMV00100612R15□0E	0.15	100kHz,1V	0.125±10%	83	75	70	65	77	10,15,20	R15
APMV00100612R33□0E	0.33	100kHz,1V	0.125±10%	40	33	28	26	77	10,15,20	R33

Note: When ordering, please specify tolerance code. Tolerance: K=±10% / L=±15% / M=±20%

1. Operating temperature range - 40℃ ~ 125℃(Including self - temperature rise)
2. Isat 1：Based on Inductance change drop (△L/Lo：drop 20% Typ.)@ ambient temp. 25℃
3. Isat 2：Based on Inductance change drop (△L/Lo：drop 20% Typ.)@ ambient temp. 75℃
4. Isat 3：Based on Inductance change drop (△L/Lo：drop 20% Typ.)@ ambient temp. 100℃
5. Isat 4：Based on Inductance change drop (△L/Lo：drop 20% Typ.)@ ambient temp. 125℃
6. Irms for a 40℃ temprature rise from 25℃ ambient with current
7. Rated DC Current: The less value which is Isat 1 or Irms
8. Measure Equipment:
   L: HP4284A PRECISION LCR METER (or equivalent)
   RDC: CHROMA MODEL 16502 MILLIOHMMETER (or equivalent)
   Isat:WK3255BQ+ WK3265B (or equivalent)
   Irms: WK3255BQ+ WK3265B (or equivalent)

Please be sure to request approval specifications that provide further details of the products. Kindly note that the content of these specifications are subject to change or may be discontinued without prior notice. This product may not be designed/used in medical or high risk applications without Chilisin approval. Please contact our sales department before ordering.

Pulse a YAGEO company

CHILISIN ELECTRONICS CORP.

Power Inductor APMV Series

Automotive
AEC-Q200

APMV00110812 Type

■ Dimensions

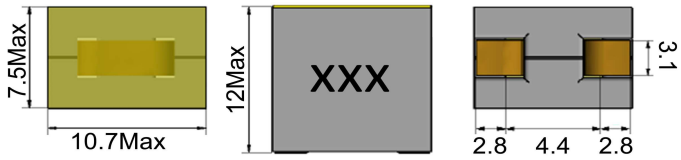

unit:mm

■ Recommended Land Pattern

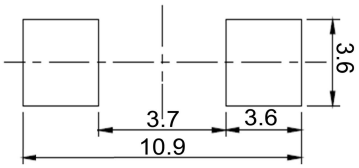

unit:mm

■ Electrical Characteristics

Part No.	Inductance (uH)	Test Freq.	RDC (mΩ)	(A)Typ Isat 1	(A)Typ Isat 2	Irms (A)Typ	Tolerance (±%)	Marking
APMV00110812R15□0E	0.15	100kHz,1V	0.15±5%	115	97	75	10,15,20	R15
APMV00110812R18□0E	0.18	100kHz,1V	0.15±5%	85	72	75	10,15,20	R18
APMV00110812R22□0E	0.22	100kHz,1V	0.15±5%	75	64	75	10,15,20	R22
APMV00110812R25□0E	0.25	100kHz,1V	0.15±5%	66	56	75	10,15,20	R25
APMV00110812R27□0E	0.27	100kHz,1V	0.15±5%	60	51	75	10,15,20	R27
APMV00110812R30□0E	0.30	100kHz,1V	0.15±5%	55	45	75	10,15,20	R30
APMV00110812R32□0E	0.32	100kHz,1V	0.15±5%	51	43	75	10,15,20	R32

Note: When ordering, please specify tolerance code. Tolerance: K=±15% / L=±15% / M=±20%

1. Operating temperature range - 40℃ ~ 125℃(Including self - temperature rise)
2. Isat 1：Based on Inductance change drop (△L/Lo：drop 20% Typ.)@ ambient temp. 25℃
3. Isat 2：Based on Inductance change drop (△L/Lo：drop 20% Typ.)@ ambient temp. 100℃
4. Irms for a 40℃ temprature rise from 25℃ ambient with current
5. Rated DC Current: The less value which is Isat 1 or Irms
6. Measure Equipment:
   L: HP4284A PRECISION LCR METER (or equivalent)
   RDC: CHROMA MODEL 16502 MILLIOHMMETER (or equivalent)
   Isat:WK3255BQ+ WK3265B (or equivalent)
   Irms: WK3255BQ+ WK3265B (or equivalent)

Please be sure to request approval specifications that provide further details of the products. Kindly note that the content of these specifications are subject to change or may be discontinued without prior notice. This product may not be designed/used in medical or high risk applications without Chilisin approval. Please contact our sales department before ordering.

Packaging

Tape Dimensions

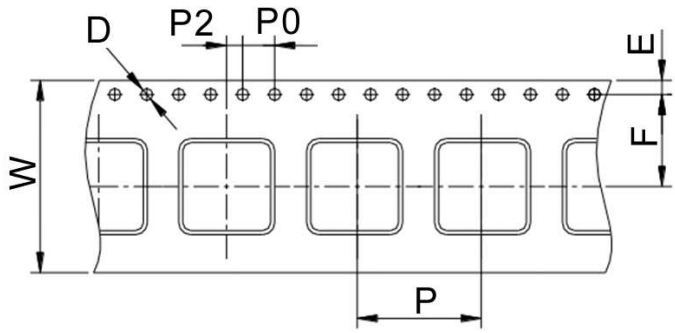

Reel Dimensions

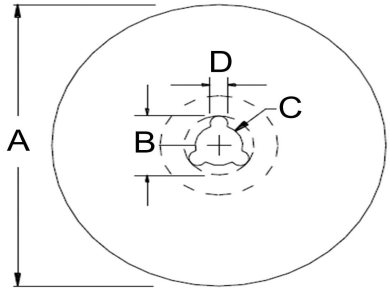

Dimensions in mm

TYPE	Tape Dimensions							Reel Dimensions				Quantity
	W	D	E	F	P	P0	P2	A	B	C	D	PCS / REEL
APMV00100612	24	1.5	1.75	11.5	16	4	2	330	20	13	2	300
APMV00110812	24	1.5	1.75	11.5	16	4	2	330	20	13	2	300

Please be sure to request approval specifications that provide further details of the products. Kindly note that the content of these specifications are subject to change or may be discontinued without prior notice. This product may not be designed/used in medical or high risk applications without Chilisin approval. Please contact our sales department before ordering.