Pulse a YAGEO company

CHILISIN ELECTRONICS CORP.

Chip Inductor ASCH Series

Automotive AEC-Q200

RoHS Compliant
Halogen Free
REACH Compliant



Noise Suppression | Shield | Multilayer | Ceramic | High Frequency

Part Numbering

A	SCH	00	100505	1N0	S	CP
Grade	Series Name	Control Code	Dimensions Code (mm)	Inductance (nH)	Tolerance	Internal Code
			100505 1.0x0.5x0.5	1N0 1.0	S ±0.3nH	00 General
			160808 1.6x0.8x0.8	10N 10	J ±5%	CP Low RDC
				R10 100		

This specification applies to Wire Wound Chip Inductors for Automotive Electronics based on AEC-Q200 except for Power train and Safety.

Please be sure to request approval specifications that provide further details of the products. Kindly note that the content of these specifications are subject to change or may be discontinued without prior notice. This product may not be designed/used in medical or high risk applications without Chilisin approval. Please contact our sales department before ordering.

Pulse a YAGEO company

CHILISIN ELECTRONICS CORP.

Chip Inductor ASCH Series

Automotive AEC-Q200

ASCH00100505_CP Type

Dimensions

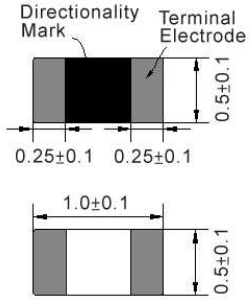

unit:mm

Recommended Land Pattern

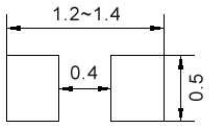

unit:mm

Electrical Characteristics

Part No.	Inductance (nH)	L,Q Test Freq.	Q Min.	SRF (MHz)Min.	RDC (Ω)Max.	Rated Current (mA)Max.	Tolerance (±%)
ASCH001005051N0□CP	1.0	100 MHz,200 mV	8	10000	0.07	400	±0.3nH
ASCH001005051N1□CP	1.1	100 MHz,200 mV	8	10000	0.10	400	±0.3nH
ASCH001005051N2□CP	1.2	100 MHz,200 mV	8	10000	0.09	400	±0.3nH
ASCH001005051N3□CP	1.3	100 MHz,200 mV	8	9000	0.10	400	±0.3nH
ASCH001005051N5□CP	1.5	100 MHz,200 mV	8	9000	0.10	400	±0.3nH
ASCH001005051N6□CP	1.6	100 MHz,200 mV	8	8700	0.10	400	±0.3nH
ASCH001005051N8□CP	1.8	100 MHz,200 mV	8	8700	0.10	400	±0.3nH
ASCH001005052N0□CP	2.0	100 MHz,200 mV	8	8100	0.10	400	±0.3nH
ASCH001005052N2□CP	2.2	100 MHz,200 mV	8	8100	0.12	400	±0.3nH
ASCH001005052N4□CP	2.4	100 MHz,200 mV	8	7700	0.15	400	±0.3nH
ASCH001005052N7□CP	2.7	100 MHz,200 mV	8	7700	0.15	400	±0.3nH
ASCH001005053N0□CP	3.0	100 MHz,200 mV	8	6300	0.15	400	±0.3nH
ASCH001005053N3□CP	3.3	100 MHz,200 mV	8	6300	0.15	400	±0.3nH
ASCH001005053N6□CP	3.6	100 MHz,200 mV	8	6100	0.15	400	±0.3nH
ASCH001005053N9□CP	3.9	100 MHz,200 mV	8	6100	0.18	400	±0.3nH
ASCH001005054N3□CP	4.3	100 MHz,200 mV	8	6000	0.18	400	±0.3nH
ASCH001005054N7□CP	4.7	100 MHz,200 mV	8	6000	0.18	400	±0.3nH
ASCH001005055N1□CP	5.1	100 MHz,200 mV	8	5300	0.20	400	±0.3nH
ASCH001005055N6□CP	5.6	100 MHz,200 mV	8	5100	0.20	400	±0.3nH
ASCH001005056N2□CP	6.2	100 MHz,200 mV	8	4500	0.22	400	±0.3nH
ASCH001005056N8□CP	6.8	100 MHz,200 mV	8	4550	0.24	400	5
ASCH001005057N5□CP	7.5	100 MHz,200 mV	8	4200	0.24	300	5
ASCH001005058N2□CP	8.2	100 MHz,200 mV	8	4100	0.24	300	5
ASCH001005059N1□CP	9.1	100 MHz,200 mV	8	3900	0.26	300	5
ASCH0010050510N□CP	10	100 MHz,200 mV	8	3900	0.26	300	5
ASCH0010050512N□CP	12	100 MHz,200 mV	8	3000	0.28	300	5
ASCH0010050515N□CP	15	100 MHz,200 mV	8	2500	0.32	300	5
ASCH0010050518N□CP	18	100 MHz,200 mV	8	2200	0.36	300	5
ASCH0010050522N□CP	22	100 MHz,200 mV	8	1900	0.42	300	5
ASCH0010050527N□CP	27	100 MHz,200 mV	8	1700	0.46	300	5

Note: When ordering, please specify tolerance code. Tolerance: C=±0.2nH / S=±0.3nH / J=±5% / K=±10%

1. Operating temperature range - 55℃ ~ 125℃
2. Applied the current to coils, the temperature rise shall not be more than 30℃
3. Residual impedance of short chip : 0nH
4. Measure Equipment:
   L & Q: Agilent E4991A+Agilent 16197A
   SRF: Agilent E4991A or HP19196C
   RDC: HP4338B or CHEN HWA 502

Please be sure to request approval specifications that provide further details of the products. Kindly note that the content of these specifications are subject to change or may be discontinued without prior notice. This product may not be designed/used in medical or high risk applications without Chilisin approval. Please contact our sales department before ordering.

Pulse a YAGEO company

CHILISIN ELECTRONICS CORP.

Chip Inductor ASCH Series

Automotive
AEC-Q200

ASCH00100505_CP Type

Dimensions

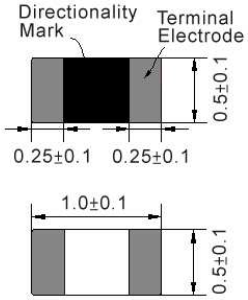

unit:mm

Recommended Land Pattern

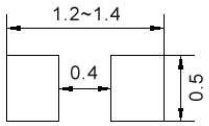

unit:mm

Electrical Characteristics

Part No.	Inductance (nH)	L,Q Test Freq.	Q Min.	SRF (MHz)Min.	RDC (Ω)Max.	Rated Current (mA)Max.	Tolerance (±%)
ASCH0010050533N□CP	33	100 MHz,200 mV	8	1600	0.58	200	5
ASCH0010050539N□CP	39	100 MHz,200 mV	8	1200	0.65	200	5
ASCH0010050547N□CP	47	100 MHz,200 mV	8	1000	0.72	200	5
ASCH0010050556N□CP	56	100 MHz,200 mV	8	800	0.82	200	5
ASCH0010050568N□CP	68	100 MHz,200 mV	8	800	0.92	180	5
ASCH0010050582N□CP	82	100 MHz,200 mV	8	700	1.20	150	5
ASCH00100505R10□CP	100	100 MHz,200 mV	8	900	2.00	100	5
ASCH00100505R12□CP	120	100 MHz,200 mV	8	800	2.20	100	5
ASCH00100505R15□CP	150	100 MHz,200 mV	8	700	3.50	100	5
ASCH00100505R18□CP	180	100 MHz,200 mV	8	600	3.80	100	5
ASCH00100505R22□CP	220	100 MHz,200 mV	8	500	4.20	100	5
ASCH00100505R27□CP	270	100 MHz,200 mV	8	500	4.80	100	5

Note: When ordering, please specify tolerance code. Tolerance: C=±0.2nH / S=±0.3nH / J=±5% / K=±10%

1. Operating temperature range - 55℃ ~ 125℃
2. Applied the current to coils, the temperature rise shall not be more than 30℃
3. Residual impedance of short chip : 0nH
4. Measure Equipment:
   L & Q: Agilent E4991A+Agilent 16197A
   SRF: Agilent E4991A or HP19196C
   RDC: HP4338B or CHEN HWA 502

Please be sure to request approval specifications that provide further details of the products. Kindly note that the content of these specifications are subject to change or may be discontinued without prior notice. This product may not be designed/used in medical or high risk applications without Chilisin approval. Please contact our sales department before ordering.

Pulse a YAGEO company

CHILISIN ELECTRONICS CORP.

Chip Inductor ASCH Series

Automotive
AEC-Q200

ASCH00100505_CP Type

■ Characteristics Graph

ASCH001005051N0SCP

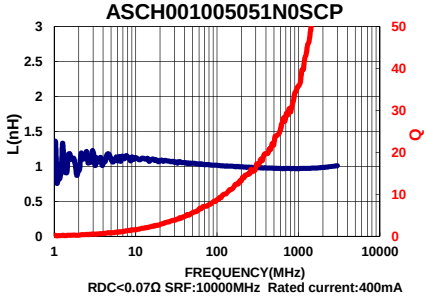

RDC<0.07Ω SRF:10000MHz Rated current:400mA

ASCH001005051N1SCP

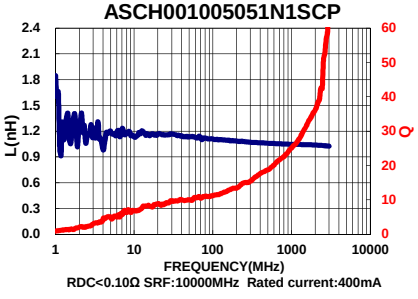

RDC<0.10Ω SRF:10000MHz Rated current:400mA

ASCH001005051N2SCP

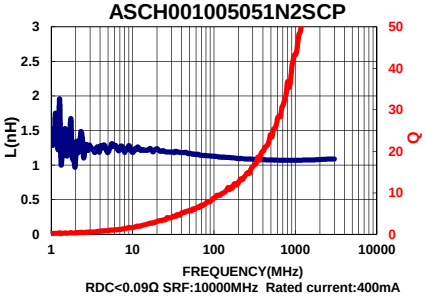

RDC<0.09Ω SRF:10000MHz Rated current:400mA

ASCH001005051N3SCP

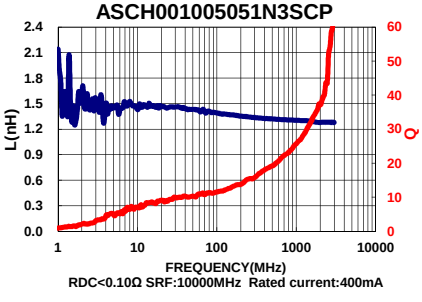

RDC<0.10Ω SRF:10000MHz Rated current:400mA

ASCH001005051N5SCP

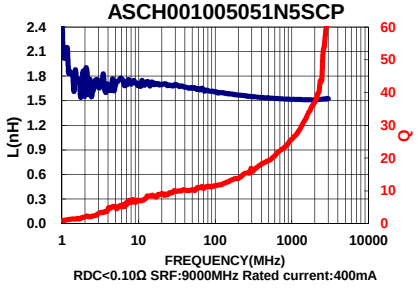

RDC<0.10Ω SRF:9000MHz Rated current:400mA

ASCH001005051N6SCP

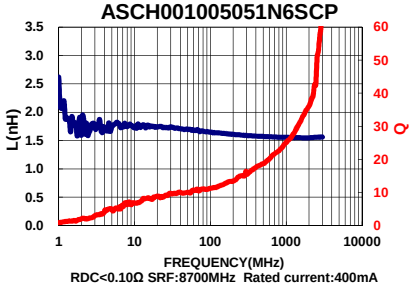

RDC<0.10Ω SRF:8700MHz Rated current:400mA

ASCH001005051N8SCP

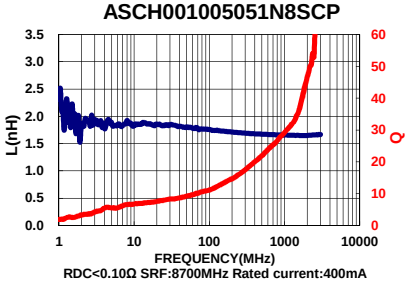

RDC<0.10Ω SRF:8700MHz Rated current:400mA

ASCH001005052N0SCP

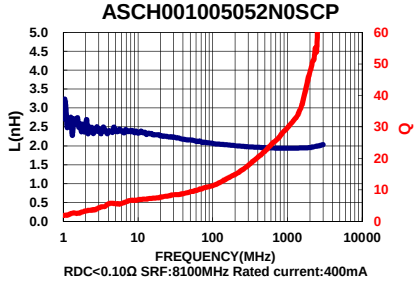

RDC<0.10Ω SRF:8100MHz Rated current:400mA

ASCH001005052N2SCP

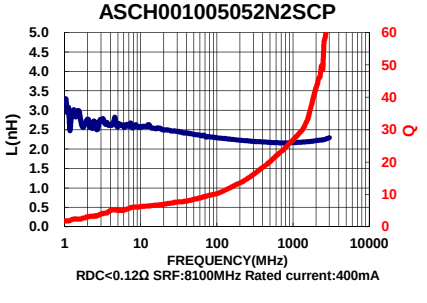

RDC<0.12Ω SRF:8100MHz Rated current:400mA

ASCH001005052N4SCP

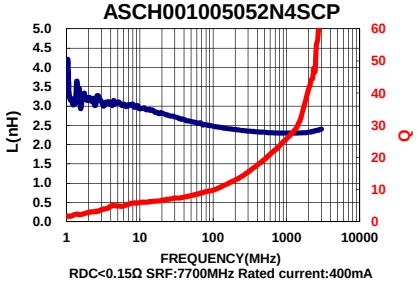

RDC<0.15Ω SRF:7700MHz Rated current:400mA

ASCH001005052N7SCP

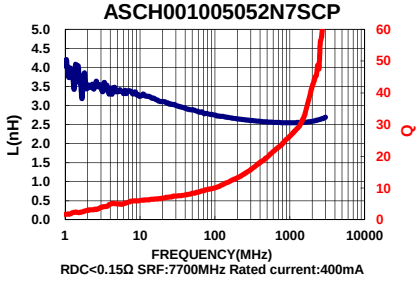

RDC<0.15Ω SRF:7700MHz Rated current:400mA

ASCH001005053N0SCP

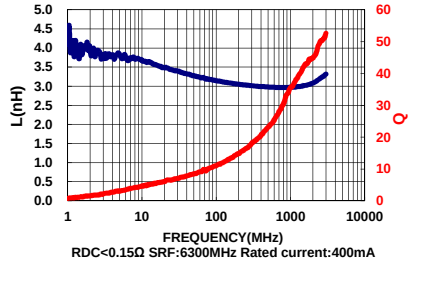

RDC<0.15Ω SRF:6300MHz Rated current:400mA

ASCH001005053N3SCP

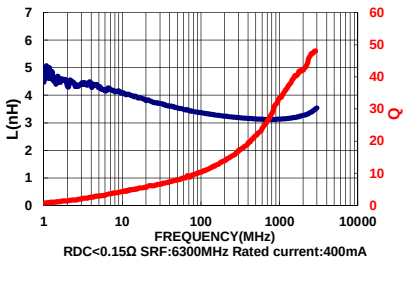

RDC<0.15Ω SRF:6300MHz Rated current:400mA

ASCH001005053N6SCP

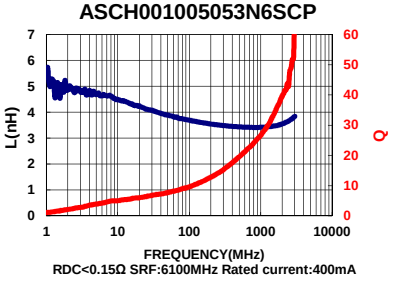

RDC<0.15Ω SRF:6100MHz Rated current:400mA

ASCH001005053N9SCP

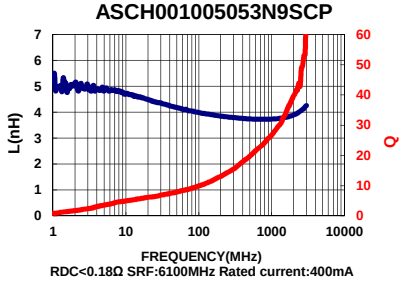

RDC<0.18Ω SRF:6100MHz Rated current:400mA

Please be sure to request approval specifications that provide further details of the products. Kindly note that the content of these specifications are subject to change or may be discontinued without prior notice. This product may not be designed/used in medical or high risk applications without Chilisin approval. Please contact our sales department before ordering.

Pulse a YAGEO company

CHILISIN ELECTRONICS CORP.

Chip Inductor ASCH Series

Automotive
AEC-Q200

ASCH00100505_CP Type

■ Characteristics Graph

ASCH001005054N3SCP

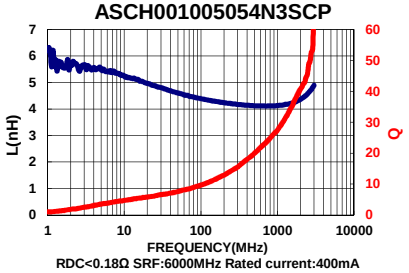

RDC<0.18Ω SRF:6000MHz Rated current:400mA

ASCH001005054N7SCP

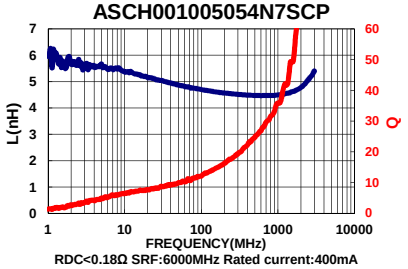

RDC<0.18Ω SRF:6000MHz Rated current:400mA

ASCH001005055N1SCP

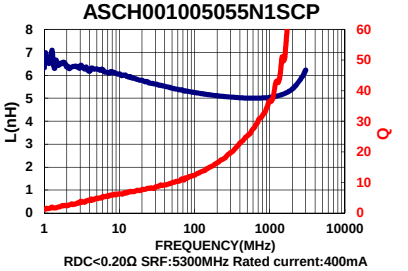

RDC<0.20Ω SRF:5300MHz Rated current:400mA

ASCH001005055N6SCP

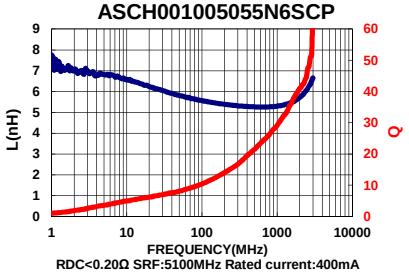

RDC<0.20Ω SRF:5100MHz Rated current:400mA

ASCH001005056N2SCP

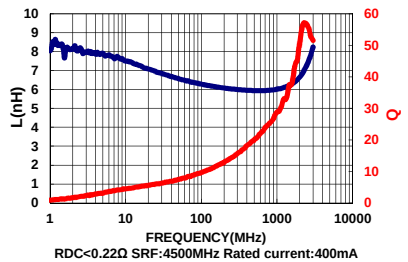

RDC<0.22Ω SRF:4500MHz Rated current:400mA

ASCH001005056N8JCP

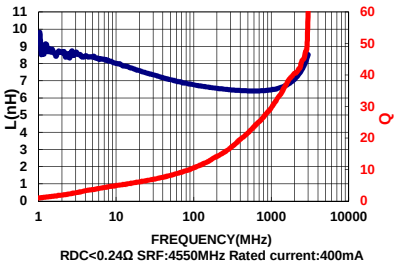

RDC<0.24Ω SRF:4550MHz Rated current:400mA

ASCH001005057N5JCP

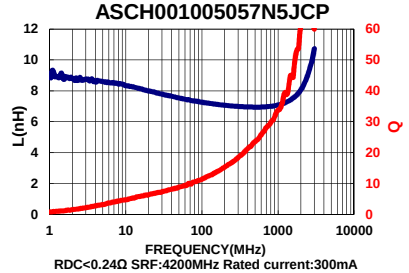

RDC<0.24Ω SRF:4200MHz Rated current:300mA

ASCH001005058N2JCP

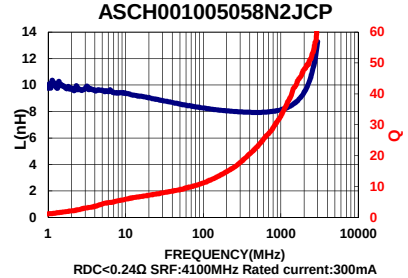

RDC<0.24Ω SRF:4100MHz Rated current:300mA

ASCH001005059N1JCP

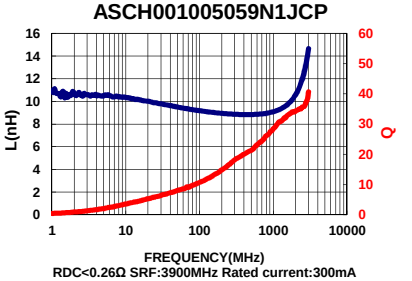

RDC<0.26Ω SRF:3900MHz Rated current:300mA

ASCH0010050510NJCP

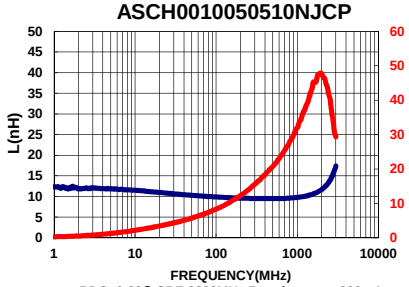

RDC<0.26Ω SRF:3900MHz Rated current:300mA

ASCH0010050512NJCP

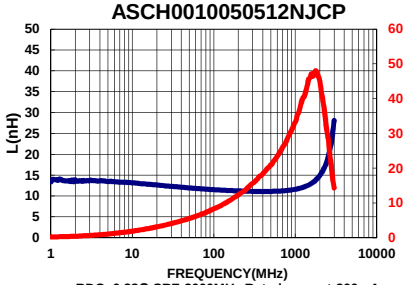

RDC<0.28Ω SRF:3000MHz Rated current:300mA

ASCH0010050515NJCP

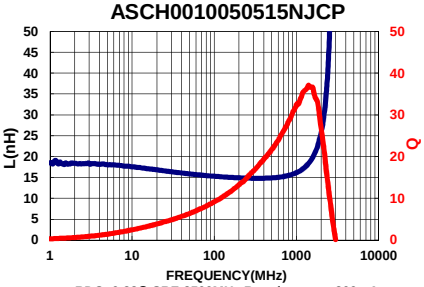

RDC<0.32Ω SRF:2500MHz Rated current:300mA

ASCH0010050518NJCP

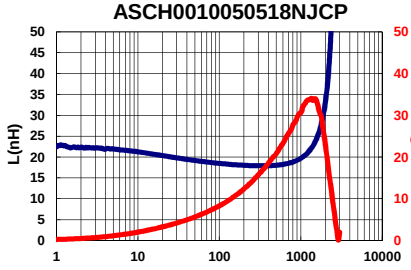

RDC<0.36Ω SRF:2200MHz Rated current:300mA

ASCH0010050522NJCP

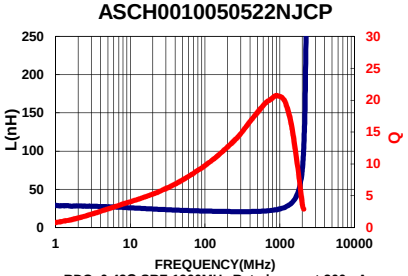

RDC<0.42Ω SRF:1900MHz Rated current:300mA

ASCH0010050527NJCP

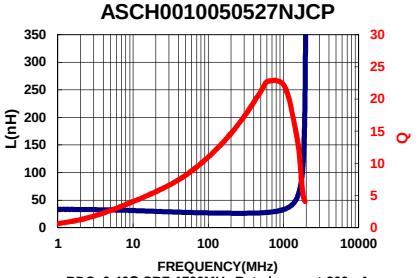

RDC<0.46Ω SRF:1700MHz Rated current:300mA

Please be sure to request approval specifications that provide further details of the products. Kindly note that the content of these specifications are subject to change or may be discontinued without prior notice. This product may not be designed/used in medical or high risk applications without Chilisin approval. Please contact our sales department before ordering.

Pulse a YAGEO company

CHILISIN ELECTRONICS CORP.

Chip Inductor ASCH Series

Automotive
AEC-Q200

ASCH00100505_CP Type

■ Characteristics Graph

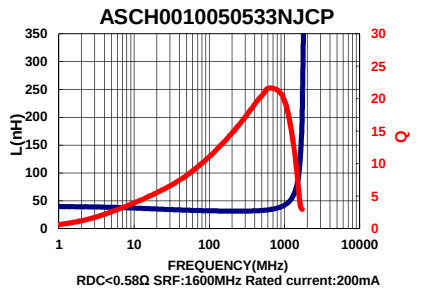

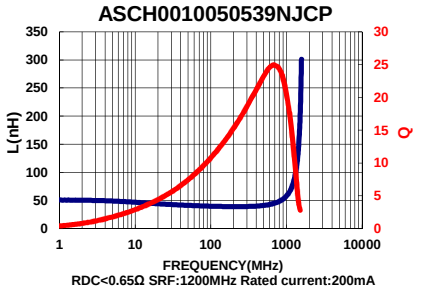

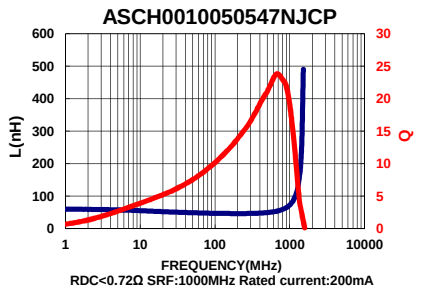

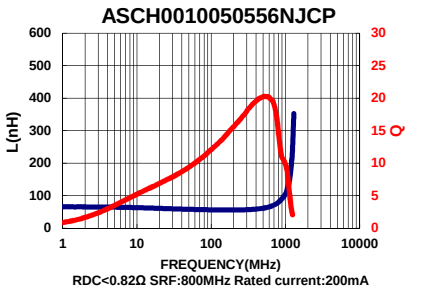

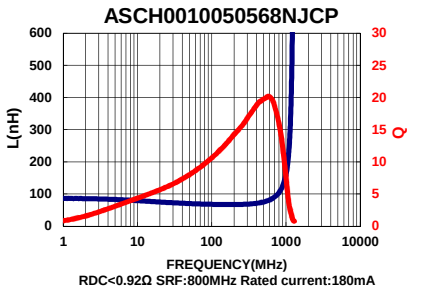

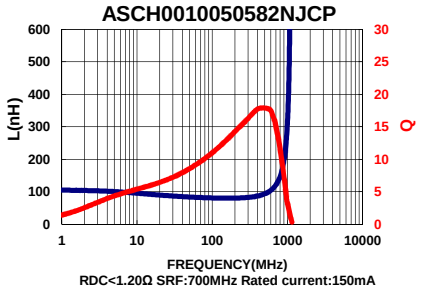

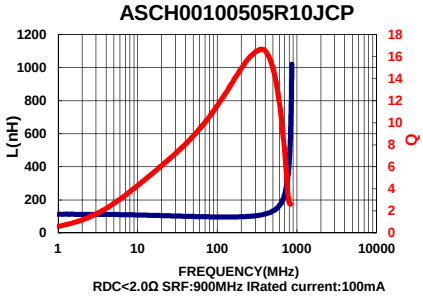

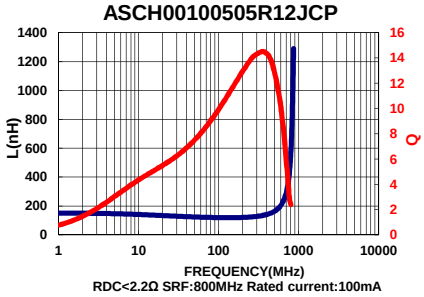

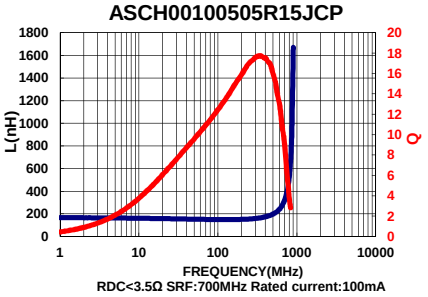

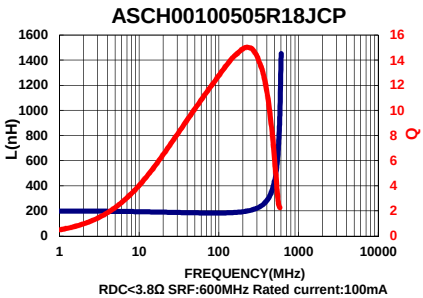

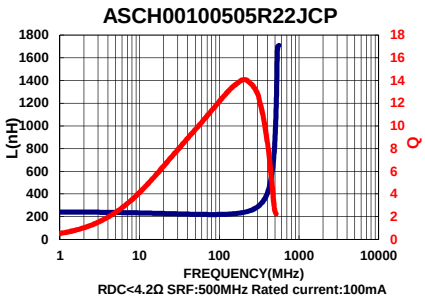

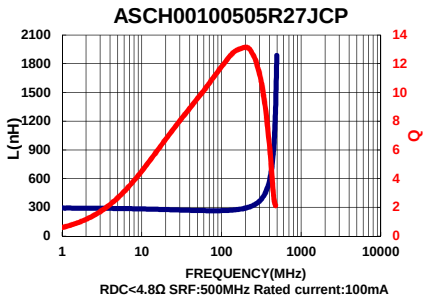

Please be sure to request approval specifications that provide further details of the products. Kindly note that the content of these specifications are subject to change or may be discontinued without prior notice. This product may not be designed/used in medical or high risk applications without Chilisin approval. Please contact our sales department before ordering.

Pulse a YAGEO company

CHILISIN ELECTRONICS CORP.

Chip Inductor ASCH Series

Automotive
AEC-Q200

ASCH00160808 Type

Dimensions

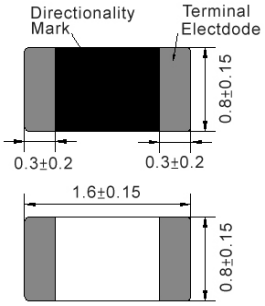

unit:mm

Recommended Land Pattern

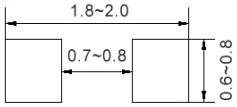

unit:mm

Electrical Characteristics

Part No.	Inductance (nH)	L,Q Test Freq.	Q Min.	SRF (MHz)Typ.	RDC (Ω)Max.	IDC (mA)Max.	Tolerance (±%)
ASCH001608081N0□00	1.0	100 MHz,200 mV	8	10000	0.10	600	±0.3nH
ASCH001608081N2□00	1.2	100 MHz,200 mV	8	10000	0.10	600	±0.3nH
ASCH001608081N5□00	1.5	100 MHz,200 mV	8	8000	0.10	600	±0.3nH
ASCH001608081N6□00	1.6	100 MHz,200 mV	8	8000	0.10	600	±0.3nH
ASCH001608081N8□00	1.8	100 MHz,200 mV	8	8000	0.10	600	±0.3nH
ASCH001608082N2□00	2.2	100 MHz,200 mV	8	7200	0.10	600	±0.3nH
ASCH001608082N7□00	2.7	100 MHz,200 mV	10	6200	0.10	600	±0.3nH
ASCH001608083N0□00	3.0	100 MHz,200 mV	10	5200	0.12	600	±0.3nH
ASCH001608083N3□00	3.3	100 MHz,200 mV	10	5200	0.12	600	±0.3nH
ASCH001608083N6□00	3.6	100 MHz,200 mV	10	5000	0.14	600	±0.3nH
ASCH001608083N9□00	3.9	100 MHz,200 mV	10	5000	0.14	600	±0.3nH
ASCH001608084N3□00	4.3	100 MHz,200 mV	10	4750	0.16	600	±0.3nH
ASCH001608084N7□00	4.7	100 MHz,200 mV	10	4750	0.16	600	±0.3nH
ASCH001608085N1□00	5.1	100 MHz,200 mV	10	4100	0.18	600	±0.3nH
ASCH001608085N6□00	5.6	100 MHz,200 mV	10	4100	0.18	600	±0.3nH
ASCH001608086N2□00	6.2	100 MHz,200 mV	10	3750	0.22	600	±0.3nH
ASCH001608086N8□00	6.8	100 MHz,200 mV	10	3750	0.22	600	5
ASCH001608087N5□00	7.5	100 MHz,200 mV	10	3300	0.24	600	5
ASCH001608088N2□00	8.2	100 MHz,200 mV	10	3300	0.24	600	5
ASCH0016080810N□00	10	100 MHz,200 mV	12	3000	0.26	600	5
ASCH0016080812N□00	12	100 MHz,200 mV	12	2600	0.28	600	5
ASCH0016080815N□00	15	100 MHz,200 mV	12	2500	0.32	600	5
ASCH0016080816N□00	16	100 MHz,200 mV	12	2400	0.35	600	5
ASCH0016080818N□00	18	100 MHz,200 mV	12	2400	0.35	600	5
ASCH0016080822N□00	22	100 MHz,200 mV	12	2000	0.40	500	5
ASCH0016080827N□00	27	100 MHz,200 mV	12	1900	0.45	500	5
ASCH0016080833N□00	33	100 MHz,200 mV	12	1600	0.55	400	5
ASCH0016080839N□00	39	100 MHz,200 mV	12	1400	0.60	400	5
ASCH0016080847N□00	47	100 MHz,200 mV	12	1300	0.70	400	5
ASCH0016080856N□00	56	100 MHz,200 mV	12	1100	0.75	400	5
ASCH0016080862N□00	62	100 MHz,200 mV	12	1050	0.85	400	5
ASCH0016080868N□00	68	100 MHz,200 mV	12	1050	0.85	400	5
ASCH0016080875N□00	75	100 MHz,200 mV	12	900	1.00	300	5
ASCH0016080882N□00	82	100 MHz,200 mV	12	900	1.00	300	5

Note: When ordering, please specify tolerance code. Tolerance: S=±0.3nH / J=±5%

1. Operating temperature range - 55℃ ~ 125℃
2. Applied the current to coils, the inductance shall be less than 10% initial value
3. Residual impedance of short chip : 0nH
4. Measure Equipment:

Please be sure to request approval specifications that provide further details of the products. Kindly note that the content of these specifications are subject to change or may be discontinued without prior notice. This product may not be designed/used in medical or high risk applications without Chilisin approval. Please contact our sales department before ordering.

Pulse a YAGEO company

CHILISIN ELECTRONICS CORP.

Chip Inductor ASCH Series

Automotive
AEC-Q200

ASCH00160808 Type

Dimensions

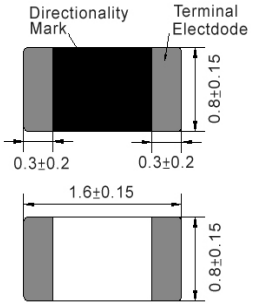

unit:mm

Recommended Land Pattern

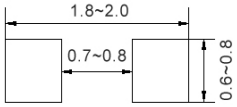

unit:mm

Electrical Characteristics

Part No.	Inductance (nH)	L,Q Test Freq.	Q Min.	SRF (MHz)Typ.	RDC (Ω)Max.	IDC (mA)Max.	Tolerance (±%)
BSCH00160808R10□00	100	100 MHz,200 mV	12	770	1.20	300	5
BSCH00160808R12□00	120	50 MHz,200 mV	8	650	1.30	300	5
BSCH00160808R15□00	150	50 MHz,200 mV	8	550	1.70	250	5
BSCH00160808R18□00	180	50 MHz,200 mV	8	520	1.90	250	5
BSCH00160808R22□00	220	50 MHz,200 mV	8	500	2.00	250	5
BSCH00160808R27□00	270	50 MHz,200 mV	8	470	2.20	150	5
BSCH00160808R33□00	330	50 MHz,200 mV	8	320	2.80	100	5
BSCH00160808R39□00	390	50 MHz,200 mV	8	300	3.00	100	5

Note: When ordering, please specify tolerance code. Tolerance: S=±0.3nH / J=±5%

1. Operating temperature range - 55℃ ~ 125℃
2. Applied the current to coils, the inductance shall be less than 10% initial value
3. Residual impedance of short chip : 0nH
4. Measure Equipment:
   L & Q: Agilent E4991A+Agilent 16197A
   SRF: Agilent E4991A or HP19196C
   RDC: HP4338B or CHEN HWA 502

Please be sure to request approval specifications that provide further details of the products. Kindly note that the content of these specifications are subject to change or may be discontinued without prior notice. This product may not be designed/used in medical or high risk applications without Chilisin approval. Please contact our sales department before ordering.

Chip Inductor ASCH Series

Automotive
AEC-Q200

ASCH00160808 Type

■ Characteristics Graph

ASCH001608081N0S00

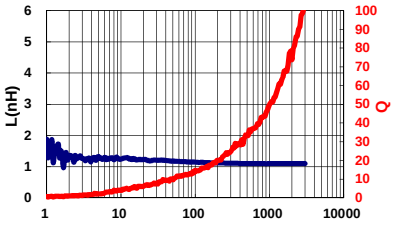

RDC<0.1Ω SRF:10000MHz IDC:600mA

ASCH001608081N2S00

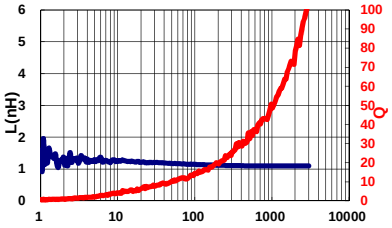

RDC<0.1Ω SRF:10000MHz IDC:600mA

ASCH001608081N5S00

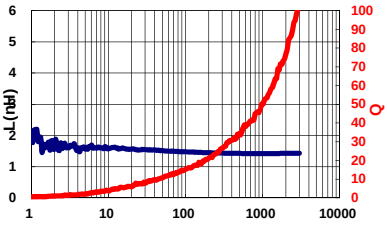

RDC<0.1Ω SRF:8000MHz IDC:600mA

ASCH001608081N80S00

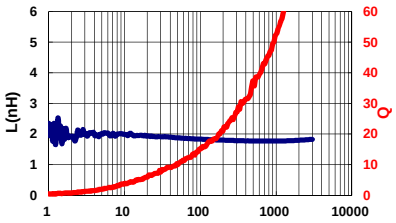

RDC<0.10Ω SRF:8000MHz IDC:600mA

ASCH001608082N2S00

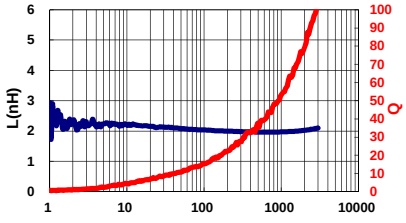

RDC<0.1Ω SRF:7200MHz IDC:600mA

ASCH001608082N7S00

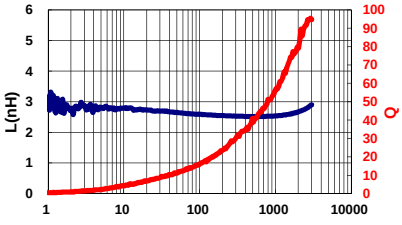

RDC<0.10Ω SRF:6200MHz IDC:600mA

ASCH001608083N3S00

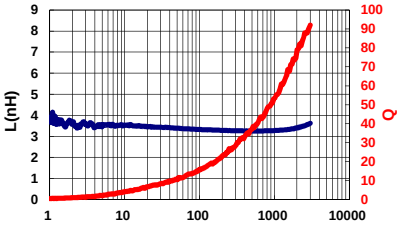

RDC<0.12Ω SRF:5200MHz IDC:600mA

ASCH001608083N6S00

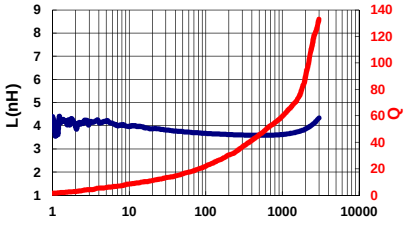

RDC<0.14Ω SRF:5000MHz IDC:600mA

ASCH001608083N9S00

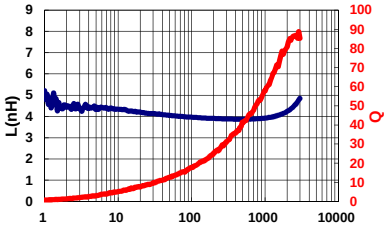

RDC<0.14Ω SRF:5000MHz IDC:600mA

ASCH001608084N3S00

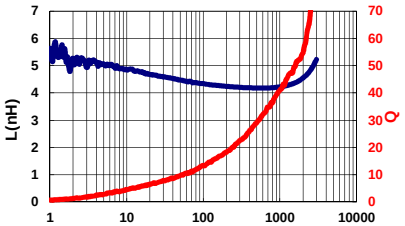

RDC<0.16Ω SRF:4750MHz IDC:600mA

ASCH001608084N7S00

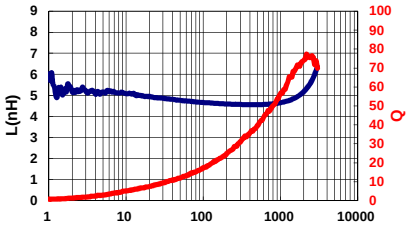

RDC<0.16Ω SRF:4750MHz IDC:600mA

ASCH001608085N6S00

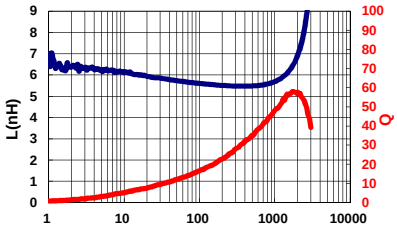

RDC<0.18Ω SRF:4100MHz IDC:600mA

ASCH001608086N8J00

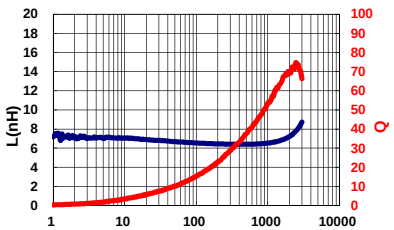

RDC<0.22Ω SRF:3750MHz IDC:600mA

ASCH001608087N5J00

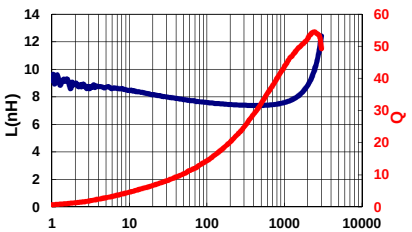

RDC<0.24Ω SRF:3300MHz IDC:600mA

ASCH001608088N2J00

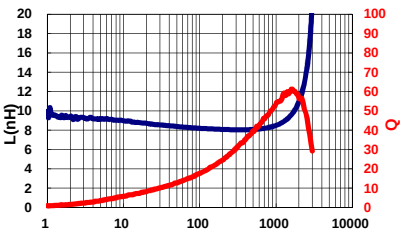

RDC<0.24Ω SRF:3300MHz IDC:600mA

Please be sure to request approval specifications that provide further details of the products. Kindly note that the content of these specifications are subject to change or may be discontinued without prior notice. This product may not be designed/used in medical or high risk applications without Chilisin approval. Please contact our sales department before ordering.

Chip Inductor ASCH Series

Automotive
AEC-Q200

ASCH00160808 Type

■ Characteristics Graph

ASCH0016080810NJ00

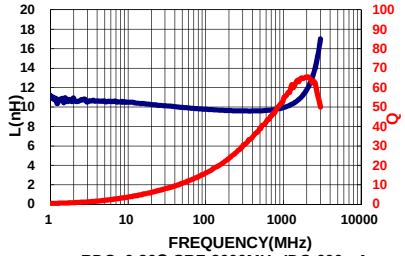

RDC<0.26Ω SRF:3000MHz IDC:600mA

ASCH0016080812NJ00

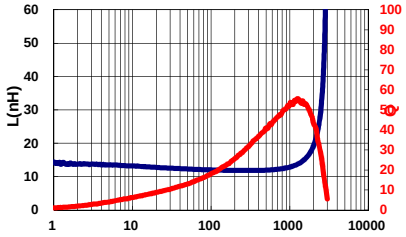

RDC<0.28Ω SRF:2600MHz IDC:600mA

ASCH0016080815NJ00

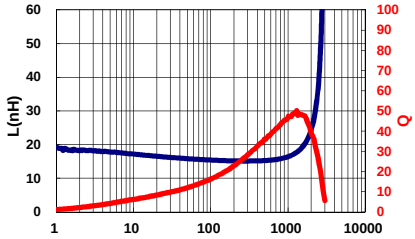

RDC<0.32Ω SRF:2400MHz IDC:600mA

ASCH0016080816NJ00

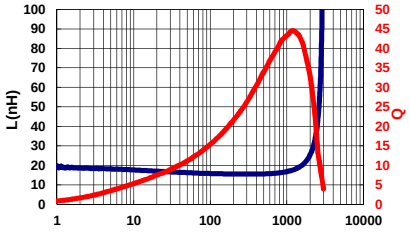

RDC<0.12Ω SRF:2400MHz IDC:600mA

ASCH0016080818NJ00

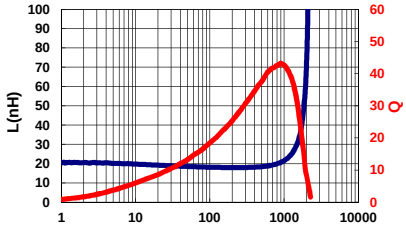

RDC<0.35Ω SRF:2400MHz IDC:600mA

ASCH0016080822NJ00

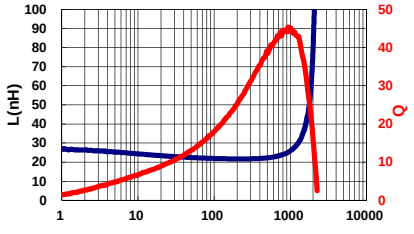

RDC<0.4Ω SRF:2000MHz IDC:500mA

ASCH0016080827NJ00

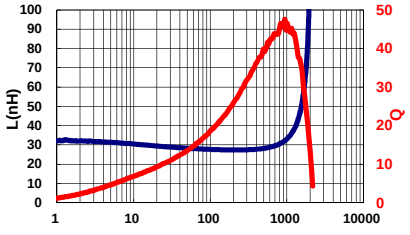

RDC<0.45Ω SRF:1900MHz IDC:500mA

ASCH0016080833NJ00

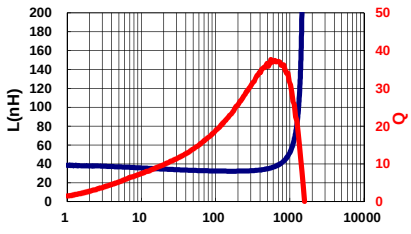

RDC<0.55Ω SRF:1600MHz IDC:400mA

ASCH0016080839NJ00

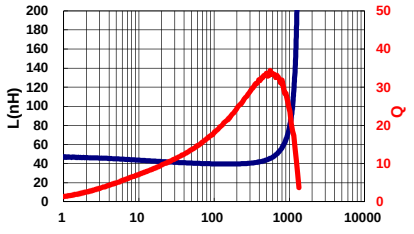

RDC<0.60Ω SRF:1400MHz IDC:400mA

ASCH0016080847NJ00

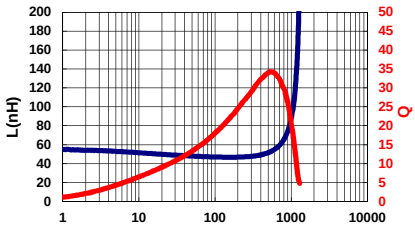

RDC<0.7Ω SRF:1300MHz IDC:400mA

ASCH0016080856NJ00

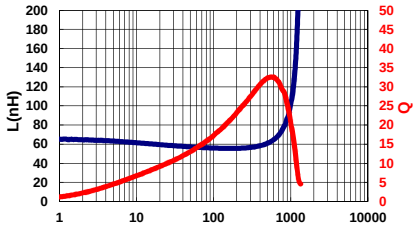

RDC<0.75Ω SRF:1100MHz IDC:400mA

ASCH0016080868NJ00

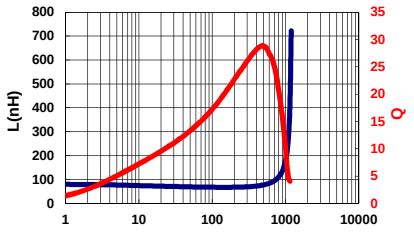

RDC<0.85Ω SRF:1050MHz IDC:400mA

ASCH0016080875NJ00

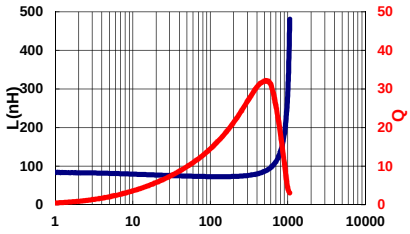

RDC<1.0Ω SRF:900MHz IDC:300mA

ASCH0016080882NJ00

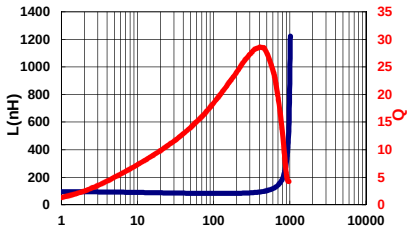

RDC<1.0Ω SRF:900MHz IDC:300mA

ASCH00160808R10J00

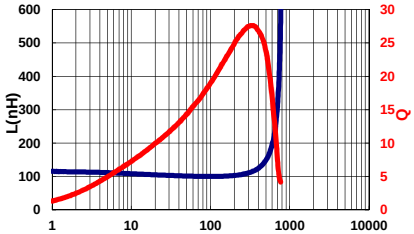

RDC<1.20Ω SRF:770MHz IDC:300mA

Please be sure to request approval specifications that provide further details of the products. Kindly note that the content of these specifications are subject to change or may be discontinued without prior notice. This product may not be designed/used in medical or high risk applications without Chilisin approval. Please contact our sales department before ordering.

Chip Inductor ASCH Series

Automotive
AEC-Q200

ASCH00160808 Type

Characteristics Graph

ASCH00160808R12J00

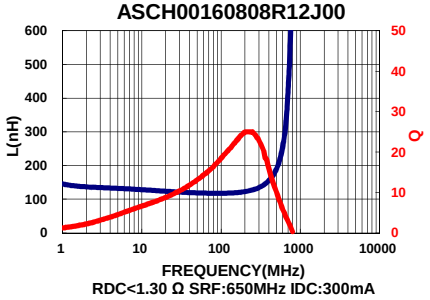

RDC<1.30 Ω SRF:650MHz IDC:300mA

ASCH00160808R15J00

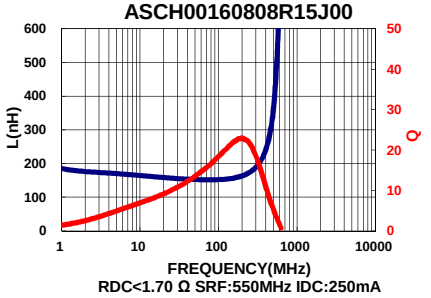

RDC<1.70 Ω SRF:550MHz IDC:250mA

ASCH00160808R18J00

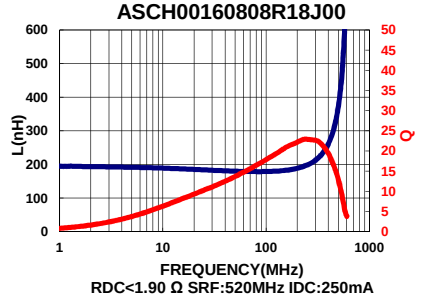

RDC<1.90 Ω SRF:520MHz IDC:250mA

ASCH00160808R22J00

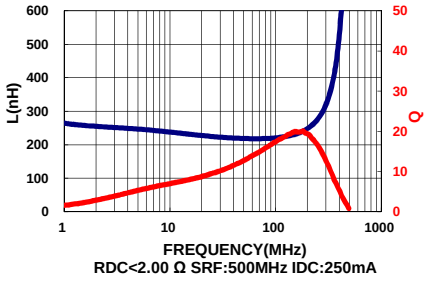

RDC<2.00 Ω SRF:500MHz IDC:250mA

ASCH00160808R27J00

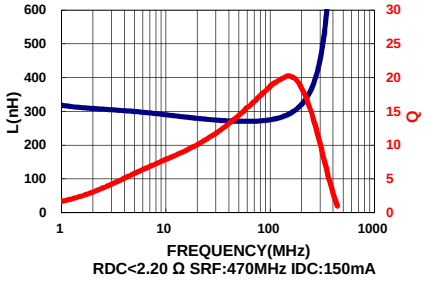

RDC<2.20 Ω SRF:470MHz IDC:150mA

ASCH00160808R33J00

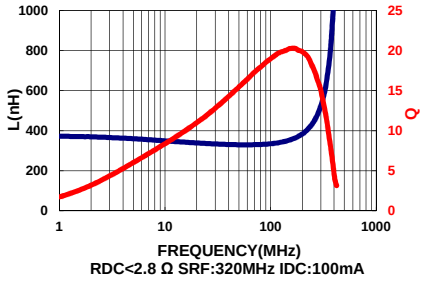

RDC<2.8 Ω SRF:320MHz IDC:100mA

ASCH00160808R39J00

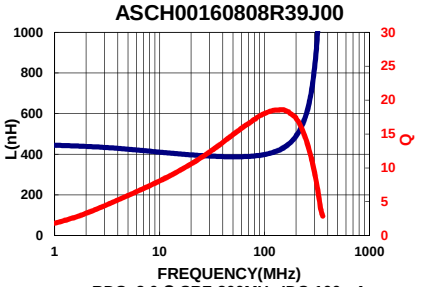

RDC<3.0 Ω SRF:300MHz IDC:100mA

Please be sure to request approval specifications that provide further details of the products. Kindly note that the content of these specifications are subject to change or may be discontinued without prior notice. This product may not be designed/used in medical or high risk applications without Chilisin approval. Please contact our sales department before ordering.

Chip Inductor ASCH Series

Automotive
AEC-Q200

Packaging

Tape Dimensions

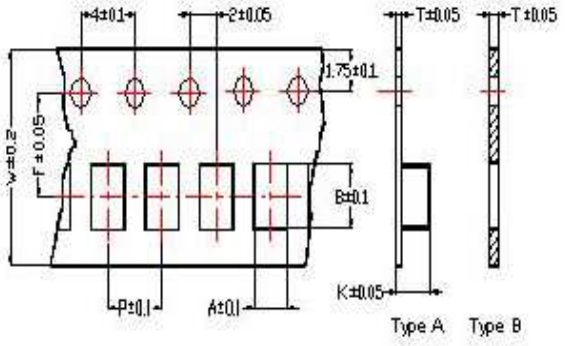

Tape Material

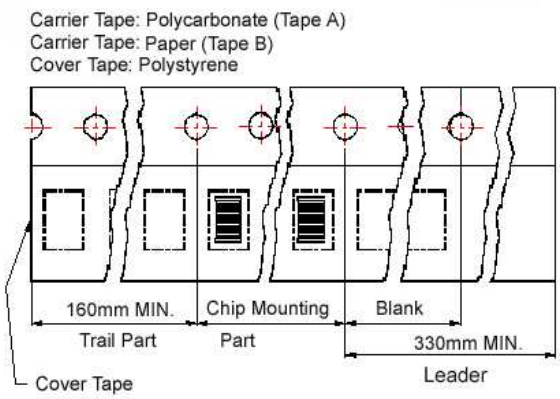

Reel Dimensions

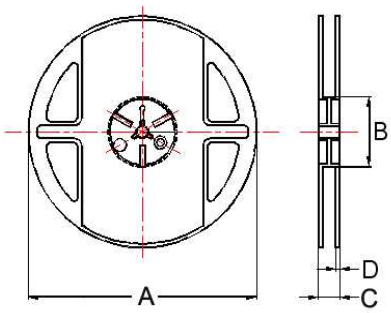

Dimensions in mm

TYPE	Tape Dimensions							Reel Dimensions				Quantity
	A	B	T	W	P	F	Tape	A	B	C	D	PCS / Reel
ASCH00100505	0.62	1.12	0.60	8	2	3.5	B	178	60	12	1.5	10000
ASCH00160808	1.00	1.80	0.95	8	4	3.5	B	178	60	12	1.5	4000

Please be sure to request approval specifications that provide further details of the products. Kindly note that the content of these specifications are subject to change or may be discontinued without prior notice. This product may not be designed/used in medical or high risk applications without Chilisin approval. Please contact our sales department before ordering.