# BWHH Series



Due to accurate wire winding technology, these chip inductors are designed for filtering, impedance matching, resonance and choke circuits for RF designer. Both standard series custom designs are available.

## Features

- RoHS Compliant and Halogen Free
- Ceramic body and wire wound construction provide high Q and SRFs
- Higher Q and lower DCR than other inductors
- Exceptional current handling capability
- HPH series is for high power and high frequency application

## Applications

- Wireless embedded portable devices
- GPS receiver
- Base Station
- Repeater
- Set Top Box
- Cable / IP Modem
- Security system and other RF modules

## Product Identification

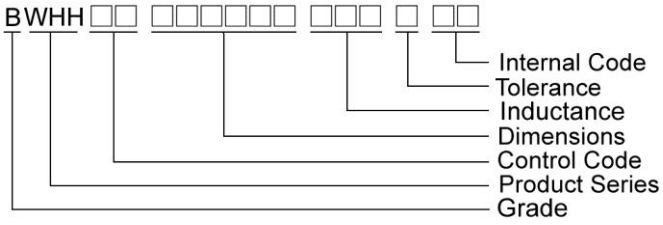


## Shape and Dimensions / Recommended Pattern

**BWHH00161108**

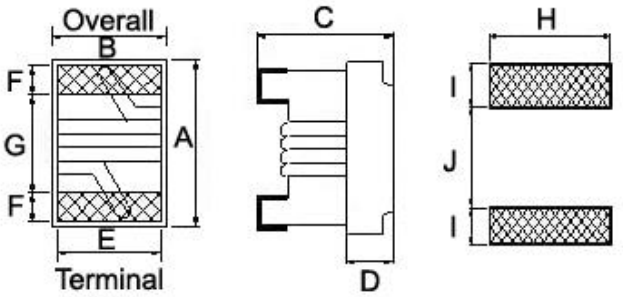


Dimensions

| | A | B | C | D | E | F | G | H | I | J |
|---|---|---|---|---|---|---|---|---|---|---|
| **BWHH00161108** | $1.6^{+0.2}_{-0.1}$ | 1.1260.1 | $0.82^{+0.2}_{-0.1}$ | 0.30 | 0.70 | 0.30 | 0.95 | 1.02 | 0.64 | 0.64 |

## Electrical Characteristics

| Part Number | Inductance (nH) | Tolerance (±%) | Test Frequency (MHz) | Q Typ. | Test Frequency (MHz) | SRF (GHz) Typ. | RDC (Ω) Max | Irms (mA) Max | Color Code |
|---|---|---|---|---|---|---|---|---|---|
| BWHH001611083N3□00 | 3.3 | 5 / 3 | 250 | 36 | 250 | 9.6 | 0.034 | 1900 | Black |
| BWHH001611083N6□00 | 3.6 | 5 / 3 | 250 | 28 | 250 | 9.7 | 0.040 | 1900 | Brown |
| BWHH001611085N1□00 | 5.1 | 5 / 3 | 250 | 38 | 250 | 8.9 | 0.042 | 1700 | Red |
| BWHH001611085N6□00 | 5.6 | 5 / 3 | 250 | 35 | 250 | 6.6 | 0.042 | 1700 | Orange |
| BWHH001611086N0□00 | 6.0 | 5 / 3 | 250 | 49 | 250 | 6.0 | 0.042 | 1700 | Yellow |
| BWHH001611088N2□00 | 8.2 | 5 / 3 | 250 | 40 | 250 | 5.9 | 0.054 | 1400 | Green |
| BWHH001611088N7□00 | 8.7 | 5 / 3 | 250 | 46 | 250 | 5.5 | 0.054 | 1400 | Blue |
| BWHH001611089N1□00 | 9.1 | 5 / 3 | 250 | 40 | 250 | 5.1 | 0.052 | 1400 | Violet |
| BWHH001611089N5□00 | 9.5 | 5 / 3 | 250 | 42 | 250 | 4.9 | 0.054 | 1400 | Gray |
| BWHH0016110810N□00 | 10 | 5 / 3 | 250 | 44 | 250 | 4.3 | 0.054 | 1400 | White |
| BWHH0016110812N□00 | 12 | 5 / 3 | 250 | 40 | 250 | 4.1 | 0.088 | 1100 | Black |
| BWHH0016110818N□00 | 18 | 5 / 3 | 250 | 45 | 250 | 3.3 | 0.082 | 1200 | Brown |

**Note: When ordering, please specify tolerance code. Tolerance : H=±3% , J=±5%**

- Operating temperature range - 40℃ ~ 125℃(Including self - temperature rise)
- Irms for a 15℃ temperature rise from 25℃ ambient with current
- Measure Equipment :

  L & Q : Agilent E4991A+Agilent HP16197A

  SRF : Agilent E5071C

  RDC : Chroma 16502

  Irms : HP4284A+HP42841A/HP4285A+HP42841A

*Typical L vs. Frequency*

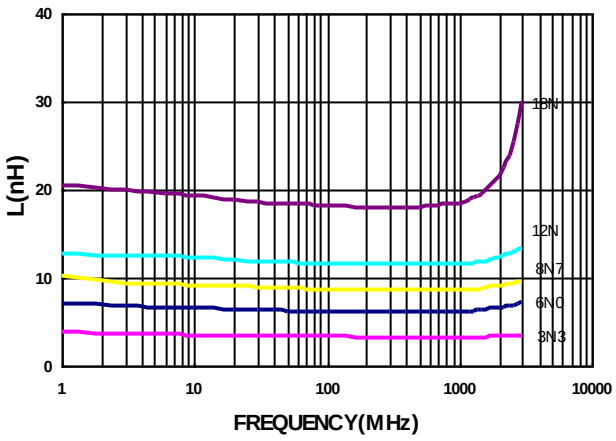


*Typical Q vs. Frequency*

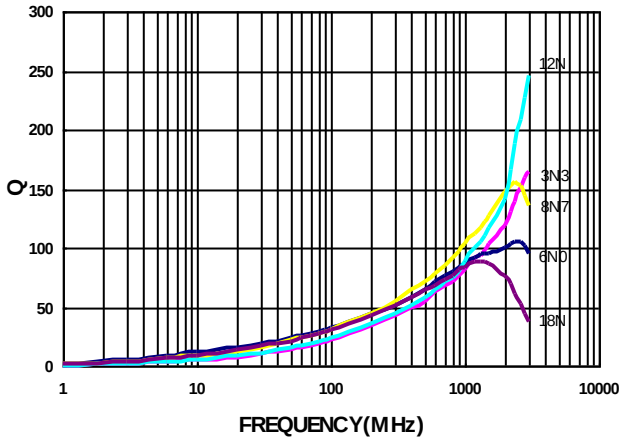


Please be sure to request approval specifications that provide further details of the products. Kindly note that the content of these specifications are subject to change or may be discontinued without prior notice. This product may not be designed/used in medical or high risk applications without Chilisin approval. Please contact our sales department before ordering.

Pulse a YAGEO company

CHILISIN ELECTRONICS CORP.

## Packaging Specifications

**Tape Dimensions**

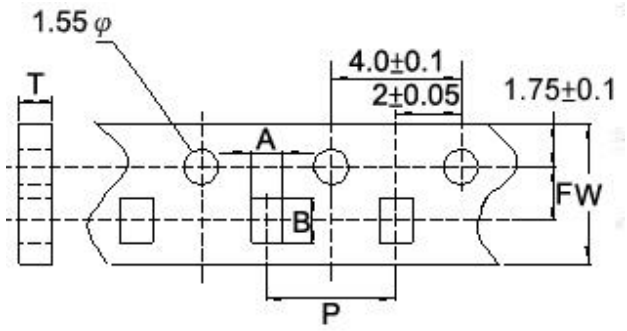


**Tape Material**

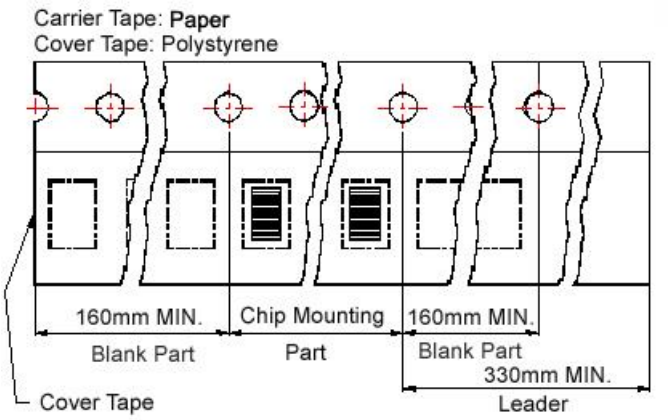


**Reel Dimensions**

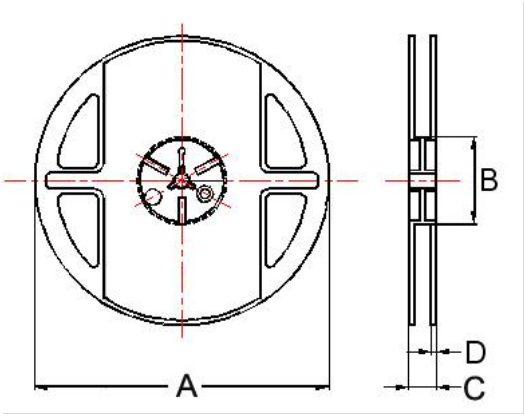


**Dimensions in mm**

| TYPE | Tape Dimensions | | | | | | Reel Dimensions | | | | Quantity |
|---|---|---|---|---|---|---|---|---|---|---|---|
| | A | B | T | W | P | F | A | B | C | D | PCS / Reel |
| BWHH00161108 | 1.25 | 1.90 | 1.05 | 8 | 4 | 3.5 | 178 | 60 | 12 | 1.5 | 4000 |