R185 Series

Features

- Type III Manual Reset with Push–to–Trip Switch
- IP67 Water Resistant, Splash and Dust Proof Housing
- Single Pole, Thermal Device
- Ignition Protected
- Meets SAE J1171 External Ignition Protection of Marine Electrical Devices
- 1/4–28 Threaded Studs
- Surface Mount, Protective Stud Insulator Included
- Typically Used in DC Power Systems in Marine, Truck, and RV Applications. Add On Protection for Accessories



NTE Type No.	Current Rating Amps	NTE Type No.	Current Rating Amps
R185–25A	25	R185–80A	80
R185–30A	30	R185–90A	90
R185–35A	35	R185–100A	100
R185–40A	40	R185–120A	120
R185–50A	50	R185–130A	130
R185–60A	60	R185–140A	140
R185–70A	70	R185–150A	150

Trip Times

Rated Load	Trip Times
100%	Hold, No Trip within 30 Minutes
135%	Trip within 30 Minutes
200%	Trip within 60 Seconds

Thermal Circuit Breaker, Hydraulic and Hi–Amp Protector

D94

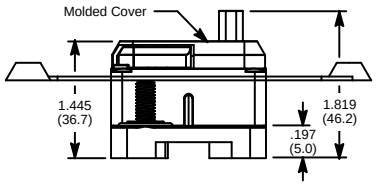

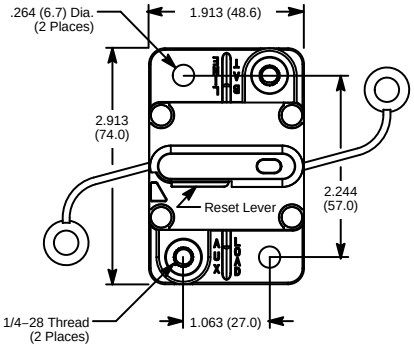

Electrical Specifications

Electrical Characteristics

Rating: 25A to 150A
Interrupt Rating: 3000 Amps @ 48 VDC; 2500 Amps @ 14 VDC
Insulation Resistance: 100 megohms @ 500 VDC
Dielectric Strength: 1800V, 1 minute

Mechanical Characteristics

Termination: 1/4–28 threaded stud
Mounting: Surface Mount

Environmental Characteristics

Operating: –32°C to +82°C
Storage: –34°C to +149°C