

S8XXXB

Base Station Omni Antennas 800 MHz/900 MHz

Omnidirectional antennas are the right choice for situations where you need to be in contact with sources that are in two directions or if you do not know what direction the signals are coming from. Standard data transmission omnis are fully decoupled antennas built on a copper laminate and housed in 0.100-inch wall fiberglass housings. They may be mounted right side up or tipped upside down depending upon the desired pattern. They also feature a very versatile clamp mounting system that fits most every situation you may encounter.

FEATURES AND BENEFITS

- Fiberglass enclosures
- Broadband performance
- Plated copper laminated radiator
- DC grounded
- Weatherproof designs with
- Omnidirectional UltraLink pigtail
- RoHS-compliant

APPLICATIONS

- M2M/IoT
- Two-way dispatch
- LoRa

MODEL	FREQUENCY	VSWR (NOMINAL)	GAIN (dBi)	BANDWIDTH (1.5:1)	-3DB BEAM-WIDTH E-PLANE	TYPE (FEMALE)	HEIGHT cm (in)	WEIGHT kg (lb)	W/SUR AREA m^2 (ft^2)	W/SURVIVAL kph (mph)	PIGTAIL cm (in)
S8964B	896-960	1.5:1	6	64	25°	N	107 (42 1/8)	0.70 (1.56)	0.02 (0.22)	200 (125)	23
S8963B	896-960	1.5:1	5	64	45°	N	78 (30 ¾)	0.53 (1.19)	0.016 (0.176)	200 (125)	23
S8960B	896-960	1.5:1	2	64	75°	N	44.5 (17 ½)	0.25 (0.56)	0.009 (0.083)	200 (125)	17
S8804B	880-960	1.5:1	6	62	25°	N	107 (42 1/8)	0.70 (1.56)	0.02 (0.22)	200 (125)	23
S8803B	880-960	1.5:1	5	62	45°	N	78 (30 ¾)	0.53 (1.19)	0.016 (0.176)	200 (125)	23
S8800B	880-960	1.5:1	2	62	75°	N	44.5 (17 ½)	0.25 (0.56)	0.009 (0.083)	200 (125)	17
S8244B	824-896	1.5:1	6	62	25°	N	107 (42 1/8)	0.70 (1.56)	0.02 (0.22)	200 (125)	23

MODEL	FREQUENCY	VSWR (NOMINAL)	GAIN (dBi)	BANDWIDTH (1.5:1)	-3DB BEAM-WIDTH E-PLANE	TYPE (FEMALE)	HEIGHT cm (in)	WEIGHT kg (lb)	W/SUR AREA m^2 (ft^2)	W/SURVIVAL kph (mph)	PIGTAIL cm (in)
S8243B	824-896	1.5:1	5	62	45°	N	78 (30 ¾)	0.53 (1.19)	0.016 (0.176)	200 (125)	23
S8240B	824-896	1.5:1	2	62	75°	N	44.5 (17 ½)	0.25 (0.56)	0.009 (0.083)	200 (125)	17
S8064B	806-868	1.5:1	6	62	25°	N	107 (42 1/8)	0.70 (1.56)	0.02 (0.22)	200 (125)	23
S8063B	806-868	1.5:1	5	62	45°	N	78 (30 ¾)	0.53 (1.19)	0.016 (0.176)	200 (125)	23
S8060B	806-868	1.5:1	2	62	75°	N	44.5 (17 ½)	0.25 (0.56)	0.009 (0.083)	200 (125)	17

COMMON SPECIFICATIONS	
Power Handling (Watts)	5
Element Material	Plated copper laminate
Enclosure Material	Fiberglass
Mounting Style	Tube end
Maximum Mast Diameter – cm (in.)	5.1 (2.0)

RADIATION PATTERNS

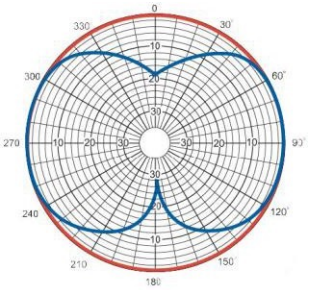

S8060B

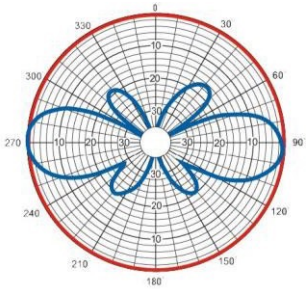

S8063B

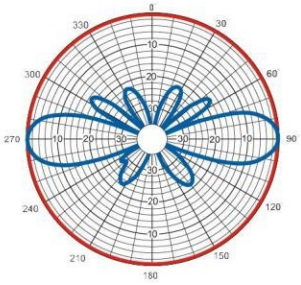

S8064B

TE TECHNICAL SUPPORT CENTER

USA:	+1 (800) 522-6752
Canada:	+1 (905) 475-6222
Mexico:	+52 (0) 55-1106-0800
Latin/S. America:	+54 (0) 11-4733-2200
Germany:	+49 (0) 6251-133-1999
UK:	+44 (0) 800-267666
France:	+33 (0) 1-3420-8686
Netherlands:	+31 (0) 73-6246-999
China:	+86 (0) 400-820-6015

te.com

TE Connectivity, TE Connectivity (logo) and Every Connection Counts are trademarks. All other logos, products and/or company names referred to herein might be trademarks of their respective owners.

The information given herein, including drawings, illustrations and schematics which are intended for illustration purposes only, is believed to be reliable. However, TE Connectivity makes no warranties as to its accuracy or completeness and disclaims any liability in connection with its use. TE Connectivity's obligations shall only be as set forth in TE Connectivity's Standard Terms and Conditions of Sale for this product and in no case will TE Connectivity be liable for any incidental, indirect or consequential damages arising out of the sale, resale, use or misuse of the product. Users of TE Connectivity products should make their own evaluation to determine the suitability of each such product for the specific application.

TE warrants to the original end user customer of its products that its products are free from defects in material and workmanship. Subject to conditions and limitations TE will, at its option, either repair or replace any part of its products that prove defective because of improper workmanship or materials. This limited warranty is in force for the useful lifetime of the original end product into which the TE product is installed. Useful lifetime of the original end product may vary but is not to exceed five (5) years from the original date of the end product purchase.

©2021 TE Connectivity. All Rights Reserved.

12/21 Original