SIEMENS

Data sheet 5SJ4304-8HG41



Miniature circuit breaker 240 V 14kA, 3-pole, D, 4A, D=70 mm according to UL 489

Model	
product brand name	SENTRON
product designation	Miniature circuit breakers
design of the product	Miniature circuit-breaker 5SJ4
General technical data	
number of poles	3
number of poles / note	3P
tripping characteristic class	D
mechanical service life (switching cycles) / typical	20 000
installation environment regarding EMC	Suitable for environment B (immunity to interference not applicable)
reference code / acc. to DIN 40719 extended according to IEC 204-2 / acc. to IEC 750	F
overvoltage category	3
degree of pollution	3
Voltage	
insulation voltage / at AC / rated value	440 V
Supply voltage	
type of voltage	AC/DC
operational current / at AC / rated value	4 A
supply voltage / at AC / rated value	400 V
operating voltage	
● at AC / acc. to UL 489 and CSA C22.2 No. 5-02 / maximum	240 V
● at DC / rated value / maximum	60 V
● at DC / single channel / acc. to UL 489 and CSA C22.2 No. 5-02 / maximum	60 V
● at DC / 2-channel / acc. to UL 489 and CSA C22.2 No. 5-02 / maximum	125 V
supply voltage frequency	
● rated value	50 Hz
Protection class	
protection class IP	IP20, with connected conductors, IP 40 in the handle range
Switching capacity	
switching capacity current	
● acc. to EN 60898 / rated value	10 kA
● acc. to IEC 60947-2 / rated value	15 kA
Dissipation	
power loss [W] / for rated value of the current / at AC / in	1.6 W

Subject to change without notice
© Copyright Siemens

hot operating state / per pole	
Main circuit	
type of voltage supply / at AC / acc. to UL 489 and CSA C22.2 No. 5-02	240
suitability for operation	Mechanical engineering / industry
Product details	
product function / neutral conductor switching	No
product feature / touch protection	Yes
product component	
● tunnel terminals top	No
● tunnel terminals bottom	No
● combined terminal top	Yes
● combined terminal bottom	Yes
product feature	
● halogen-free	Yes
● sealable	Yes
● silicon-free	Yes
product extension / installable / supplementary devices	Yes
Product function	
product function / note	Terminal tightening torque for Cu, 60/75°C; 3.5Nm/31lb.in
Short circuit	
breaking capacity short-circuit current (Icn) / at AC / acc. to UL 1077 and CSA C22.2 No.235	14 kA
Connections	
connectable conductor cross-section / finely stranded / with core end processing	
● minimum	1.5 mm²
● maximum	25 mm²
position / of power supply cord	Any
Mechanical Design	
height	90 mm
width	54 mm
depth	76 mm
installation depth	70 mm
number of modular width units	3
fastening method	on standard mounting rail
mounting position	any
net weight	482 g
Environmental conditions	
influence of the surrounding temperature	max. 95% humidity
vibration resistance	50 m/s² at 25 to 150Hz and 60m/s² at 35Hz (4sec)
vibration resistance / acc. to IEC 60068-2-6	50 m/s² at 25 to 150Hz and 60m/s² at 35Hz (4sec)
ambient temperature	
● minimum	-25 °C
● maximum	55 °C
ambient temperature / during storage	
● minimum	-40 °C
● maximum	75 °C
Certificates	
reference code	
● acc. to DIN EN 61346-2	F
● acc. to IEC 81346-2	F

General Product Approval	**Declaration of Conformity**

Subject to change without notice
© Copyright Siemens












Test Certificates

Miscellaneous

Special Test Certificate

Further information

Information- and Downloadcenter (Catalogs, Brochures,…)
http://www.siemens.com/lowvoltage/catalogs
Industry Mall (Online ordering system)
https://mall.industry.siemens.com/mall/en/en/Catalog/product?mlfb=5SJ4304-8HG41
Service&Support (Manuals, Certificates, Characteristics, FAQs,...)
https://support.industry.siemens.com/cs/ww/en/ps/5SJ4304-8HG41
Image database (product images, 2D dimension drawings, 3D models, device circuit diagrams, ...)
http://www.automation.siemens.com/bilddb/cax_en.aspx?mlfb=5SJ4304-8HG41
Tender specifications
http://www.siemens.com/specifications

Subject to change without notice
© Copyright Siemens

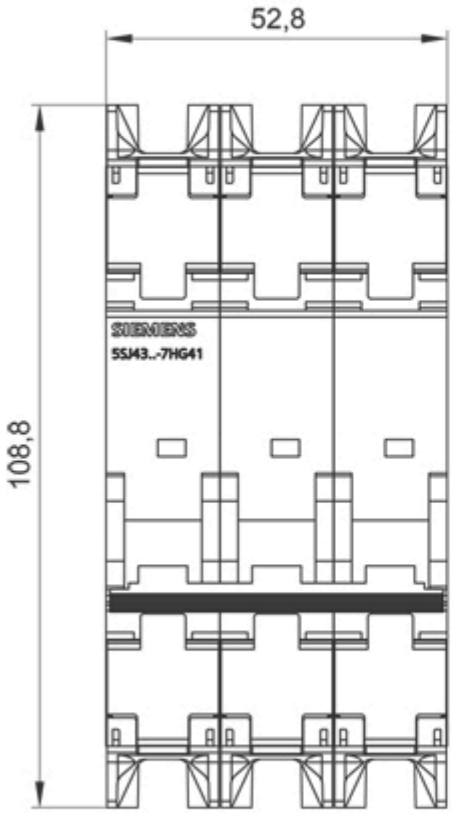

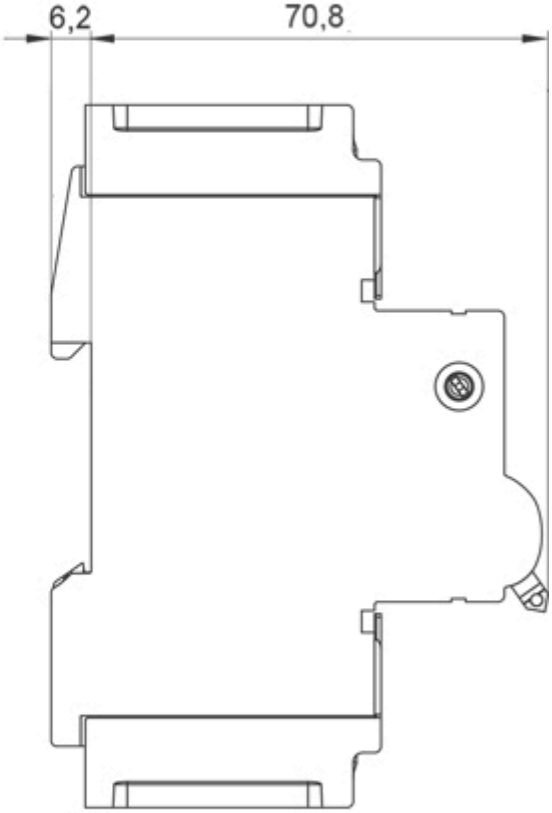

Subject to change without notice
© Copyright Siemens

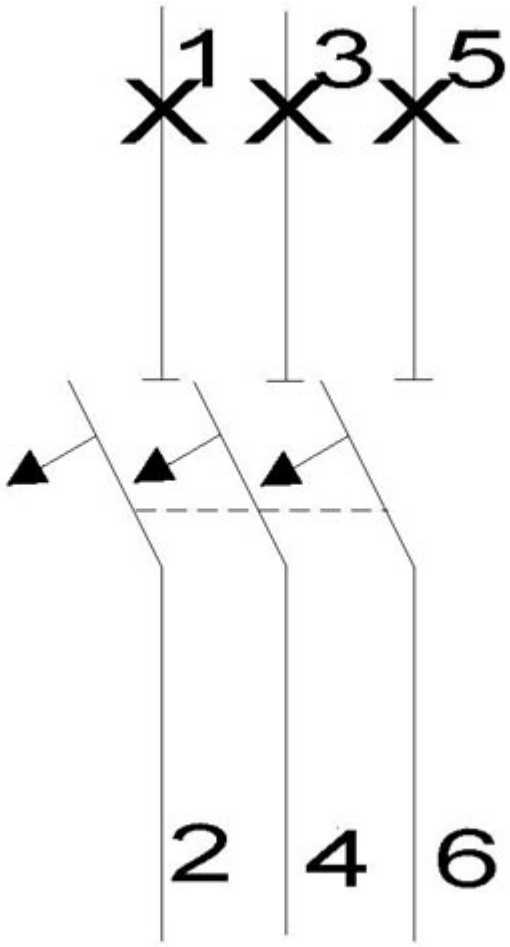

Subject to change without notice
© Copyright Siemens